



*ER2 Series Electric Chain Hoist (125kg to 5t)*

---

**Parts List**

# Contents

|   |    |
|---|----|
| Contents .....  | 2  |
| Introduction.....   | 2  |
| Body size B: ER2-B  |    |
| • Body,gear case,motor .....  | 3  |
| • Pinion,friction,gear .....  | 4  |
| • Top/bottom hook,load chain,chain guide,chain container.....                     | 5  |
| • Controller cover electric component.....  | 6  |
| • Controller cover electric component (Inverter dual speed).....                  | 7  |
| • Power supply cable, push button (Plug connection) .....                         | 8  |
| • Power supply cable, push button (Direct connection) .....                       | 9  |
| Body size C: ER2-C  |    |
| • Body,gear case,motor .....  | 10 |
| • Pinion,friction,gear .....  | 11 |
| • Top/bottom hook,load chain,chain guide,chain container.....                     | 12 |
| • Controller cover electric component.....  | 13 |
| • Controller cover electric component (Inverter dual speed).....                  | 14 |
| • Power supply cable, push button (Plug connection) .....                         | 15 |
| • Power supply cable, push button (Direct connection) .....                       | 16 |
| Body size D: ER2-D  |    |
| • Body,gear case,motor .....  | 17 |
| • Pinion,friction,gear .....  | 18 |
| • Top/bottom hook,load chain,chain guide,chain container.....                     | 19 |
| • Controller cover electric component.....  | 20 |
| • Controller cover electric component (Inverter dual speed).....                  | 21 |
| • Power supply cable, push button (Plug connection) .....                         | 22 |
| • Power supply cable, push button (Direct connection) .....                       | 23 |
| Body size E: ER2-E  |    |
| • Body,gear case,motor (Single & inverter dual speed) .....                       | 24 |
| • Body,gear case,motor (500V class dual speed).....                               | 25 |
| • Pinion,friction,gear (Single & inverter dual speed) .....                       | 26 |
| • Pinion,friction,gear (500V class dual speed) .....                              | 27 |
| • Top/bottom hook,load chain,chain guide,chain container.....                     | 28 |
| • Top/bottom hook,load chain,chain guide,chain container (Double chain fall)..... | 29 |
| • Controller cover electric component.....  | 30 |
| • Controller cover electric component (Inverter dual speed).....                  | 31 |
| • Power supply cable, push button (Plug connection) .....                         | 32 |
| • Power supply cable, push button (Direct connection) .....                       | 33 |
| Body size F: ER2-F  |    |
| • Body,gear case,motor .....  | 34 |
| • Pinion,friction,gear .....  | 35 |
| • Top/bottom hook .....   | 36 |
| • Load chain, chain guide, chain container .....                                  | 37 |
| • Top/bottom hook (Double chain fall).....  | 38 |
| • Load chain, chain guide, chain container (Double chain fall).....               | 39 |
| • Controller cover electric component.....  | 40 |
| • Controller cover electric component (Inverter dual speed).....                  | 41 |
| • Power supply cable, push button (Plug connection) .....                         | 42 |
| • Power supply cable, push button (Direct connection) .....                       | 43 |

# Introduction

## Product code

This parts list provides information for the components for the ER2 series electric chain hoist. The product codes for the hoist are as shown in the following table. With regard to the components for the motorized or manual trolley, please refer to the MR2 motorized or TS2 manual trolley parts list.

| Capacity | Body size | Product code       |                |                  |                |
|----------|-----------|--------------------|----------------|------------------|----------------|
|          |           | Single speed model |                | Dual speed model |                |
|          |           | Standard speed     | Low/High speed | Standard speed   | Low/High speed |
| 125kg    | ER2-B     | -                  | ER2-001H*      | -                | ER2-001IH/HD*  |
| 250kg    |           | ER2-003S           | -              | ER2-003IS/SD     | -              |
| 250kg    | ER2-C     | -                  | ER2-003H*      | -                | ER2-003IH      |
| 500kg    |           | ER2-005S           | ER2-005L       | ER2-005IS/SD     | ER2-005IL/LD   |
| 1 t      | ER2-D     | ER2-010S           | ER2-010L       | ER2-010IS/SD     | ER2-010IL/LD   |
| 1.5 t    | ER2-E     | ER2-015S           | -              | ER2-015IS/SD     | -              |
| 2 t      |           | ER2-020S           | ER2-020L       | ER2-020IS/SD     | ER2-020IL/LD   |
| 2.5 t    | ER2-F     | ER2-025S           | -              | ER2-025IS/SD     | -              |
| 3 t      | ER2-E     | ER2-030S           | -              | ER2-030IS/SD     | -              |
| 5 t      | ER2-F     | ER2-050S           | -              | ER2-050IS/SD     | -              |

Note) \* mark indicates high-speed model.

## Voltage category and range

| Voltage category | Motor Insulation Class | Voltage range |                        | Control Voltage       |
|------------------|------------------------|---------------|------------------------|-----------------------|
|                  |                        | 50Hz          | 60Hz                   |                       |
| 230V Class       | B                      | 220V          | 220V                   | 24V<br>(24V to 26.4V) |
|                  |                        | 230V          | 230V                   |                       |
| 400V Class       | F                      | 380V          | 380V                   |                       |
|                  |                        | 400V          | 440V                   |                       |
|                  |                        | 415V          | -                      |                       |
| 500V Class       | B                      | 500V          | 575V                   |                       |
| 230/460V Class   |                        | 208-230V      | 110V<br>(110V to 120V) |                       |
|                  |                        | 415-460V      |                        |                       |

## How to use

**Note: All the part codes in this document are referentially listed. In placing an order, please deliver information as specified in "How to order".**

- Choose a figure number of your desired part in the exploded view, and find its part name by referring to the list with the figure number.
- X for the part code denotes "not available".
- The blank for the part code denotes the variations depending on the voltage category.

## Load chain

- The load chain is hardened. Therefore do not extend the load chain.
- When ordering a load chain, indicate the actual length or lifting height.

## Push button cord complete set

When ordering a push button cord complete set, inform us of the cord length referring to the following table.

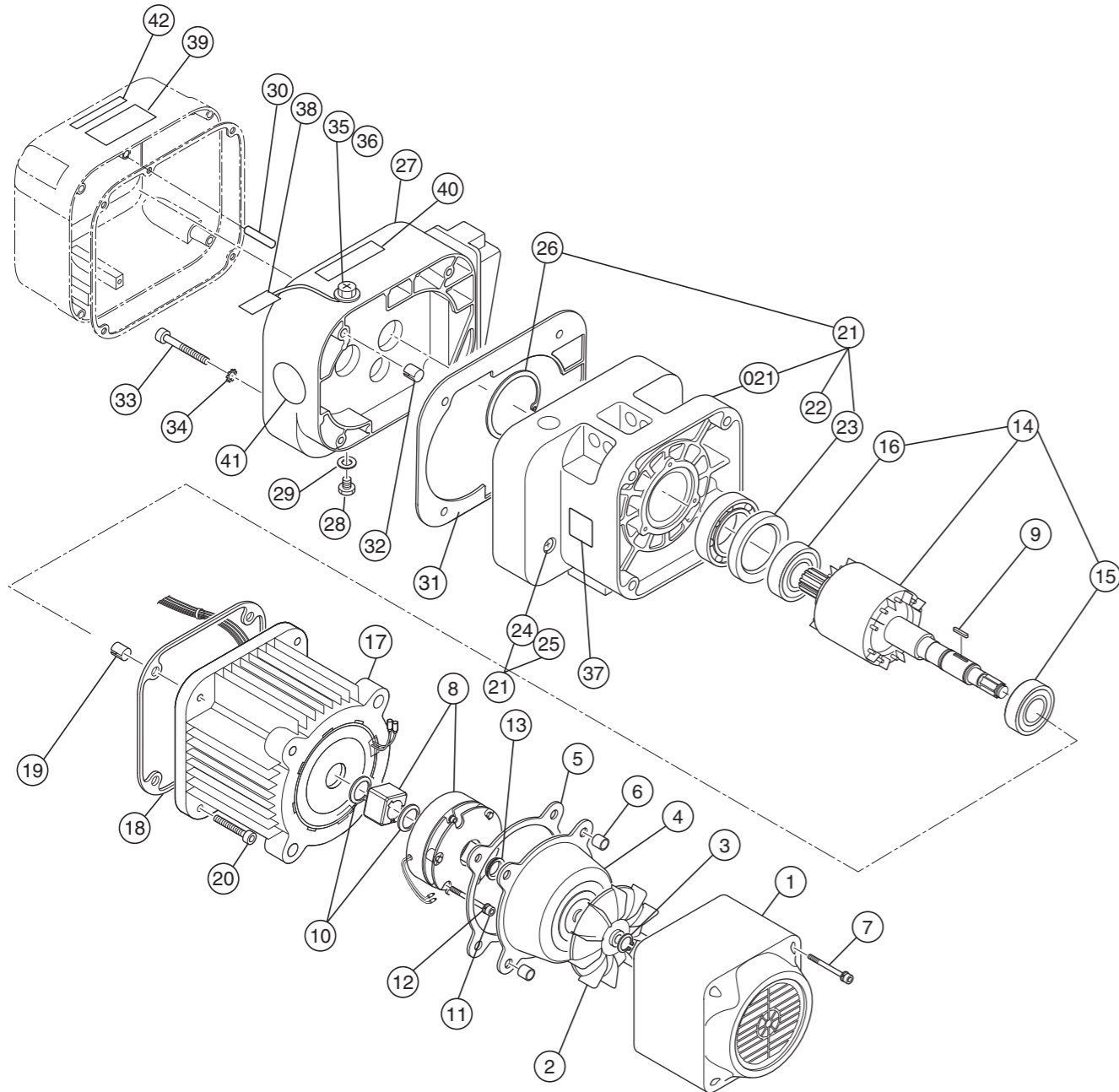
| Body size | Push button cord length | Body size                | Push button cord length |
|-----------|-------------------------|--------------------------|-------------------------|
| ER2-B     | Lift (m) - 0.4m         | ER2-E(single chain fall) | Lift (m) - 0.4m         |
| ER2-C     |                         | ER2-E(double chain fall) | Lift (m) - 0.2m         |
| ER2-D     | ER2-F                   |                          |                         |

## How to order

- When placing an order, please inform us of the product code, power voltage, part name, part number and quantity.
- For part price and delivery date, contact our distributor or KITO.

# Body,gear case,motor

ER2-001H/IH/HD,ER2-003S/IS/SD,ER2-003H/IH



# Body,gear case,motor

ER2-001H/IH/HD,ER2-003S/IS/SD,ER2-003H/IH

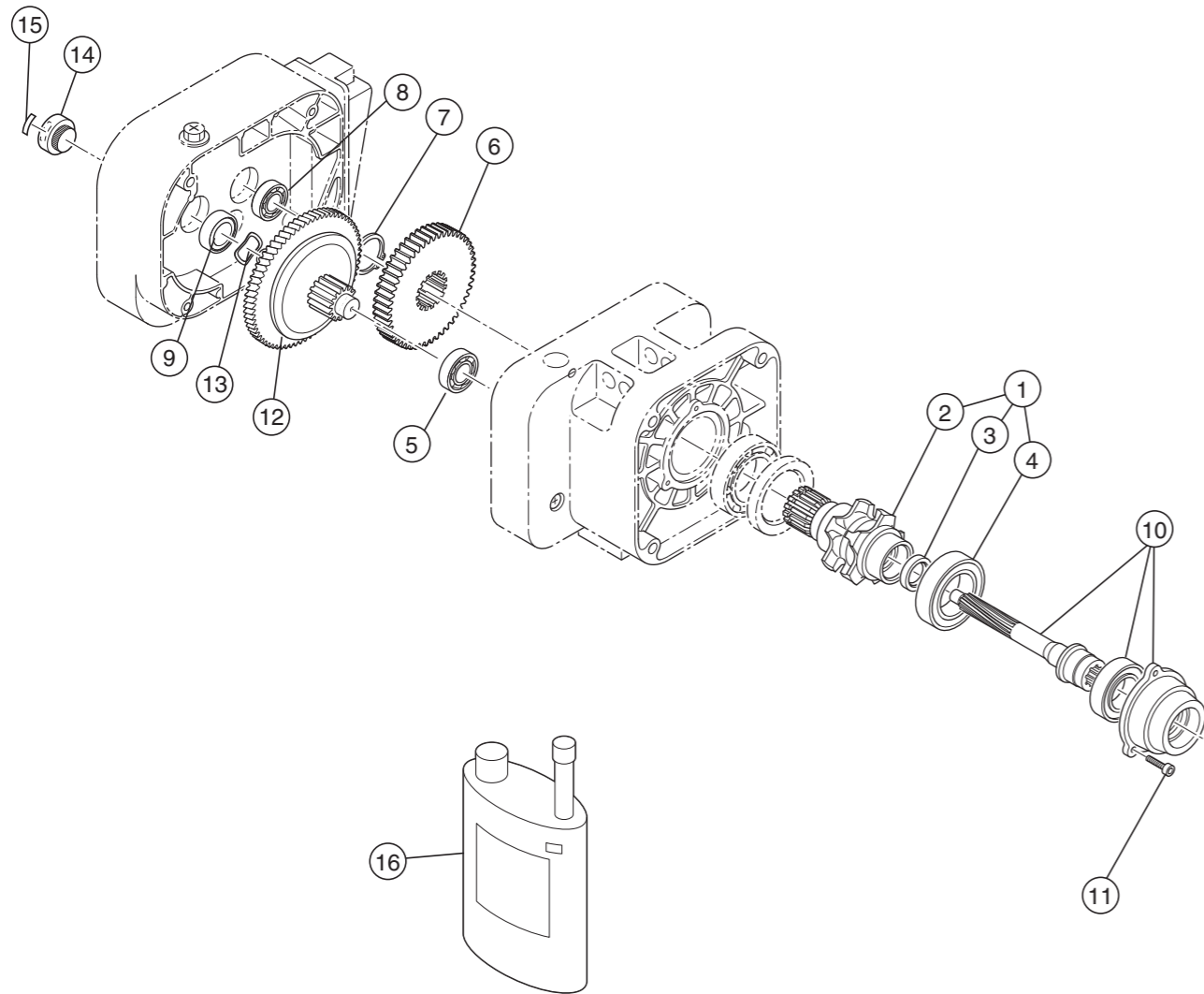
| Figure # | Part Number | Part Name                      | Quantity per unit | ER2-B                                |           |                                      |           | ER2-C         | Remark                                      |
|----------|-------------|--------------------------------|-------------------|--------------------------------------|-----------|--------------------------------------|-----------|---------------|---|
|          |             |                                |                   | ER2-001H/IH                          | ER2-001HD | ER2-003S/IS                          | ER2-003SD | ER2-003H/IH   |   |
| 1        | 107         | Fan cover                      | 1                 | ER2BS9107                            | ←         | ←                                    | ←         | ER2CS9107     |   |
| 2        | 108         | Fan                            | 1                 | ER2BS9108                            | ←         | ←                                    | ←         | ER2CS9108     |   |
| 3        | 323         | Snap ring                      | 1                 | J1SS000-00013                        | ←         | ←                                    | ←         | ←             | For fan                                     |
| 4        | 115         | Brake cover                    | 1                 | ER2BS9115                            | ←         | ←                                    | ←         | ER2CS9115     |   |
| 5        | 119         | Packing B                      | 1                 | ER2BS9119                            | ←         | ←                                    | ←         | ER2CS9119     | For brake cover                             |
| 6        | 140         | Set pin S                      | 2                 | E6SE005S9120                         | ←         | ←                                    | ←         | ←             | For fan cover, brake cover                  |
| 7        | 160         | Machine screw socket bolt      | 4                 | J1BE1-0504522                        | ←         | ←                                    | ←         | ←             | For fan cover, brake cover                  |
| 8        | 1362        | Electromagnetic brake assembly | 1                 |                                      |           |                                      |           |               | With hub spring*                            |
| 9        | 360         | Key B                          | 1                 | ER2CL9360                            | ←         | ←                                    | ←         | ER2CS9360     | For electromagnetic brake                   |
| 10       | 361         | Snap ring                      | 2                 | J1SS000-00019                        | ←         | ←                                    | ←         | J1SS000-00024 | For electromagnetic brake                   |
| 11       | 167         | Socket bolt                    | 3                 | J1BE1-0604024                        | ←         | ←                                    | ←         | ←             | For electromagnetic brake                   |
| 12       | 168         | Spring lock washer             | 3                 | J1WS011-20060                        | ←         | ←                                    | ←         | ←             | For electromagnetic brake                   |
| 13       | 210         | V ring                         | 1                 | ER2CS9210                            | ←         | ←                                    | ←         | ←             | Packing between motor shaft and brake cover |
| 14       | 5502        | Motor shaft with rotor         | 1                 | ER2BS5502                            | ER2BB5502 | ER2BS5502                            | ER2BB5502 | ER2CS5502     |   |
| 15       | 202         | Ball bearing                   | 1                 | J1GR0C0-06004                        | ←         | ←                                    | ←         | J1GR0C0-06005 | For motor frame                             |
| 16       | 208         | Ball bearing                   | 1                 | J1GR0C0-06203                        | ←         | ←                                    | ←         | J1GR0C0-06004 | For bearing holder (for motor shaft)        |
| 17       | 5501        | Motor frame with stator        | 1                 |                                      |           |                                      |           |               | *   |
| 18       | 118         | Packing M                      | 1                 | ER2BS9118                            | ←         | ←                                    | ←         | ER2CS9118     | For motor frame                             |
| 19       | 138         | Set pin S                      | 2                 | E6SE005-9120                         | ←         | ←                                    | ←         | E6SE010S9120  | For motor frame                             |
| 20       | 155         | Socket bolt                    | 4                 | J1BE1-0603030                        | ←         | ←                                    | ←         | J1BE1-0803535 | For motor frame                             |
| 21       | 6101        | Body B assembly                | 1                 | ER2BS6101                            | ←         | ←                                    | ←         | ER2CS6101     |   |
| 021      | 101         | Body B                         | 1                 | ER2BS9101                            | ←         | ←                                    | ←         | ER2CS9101     |   |
| 22       | 243         | Ball bearing                   | 1                 | J1GR0A0-06006                        | ←         | ←                                    | ←         | J1GR0A0-06007 | For load sheave (gear case side)            |
| 23       | 244         | Oil seal                       | 1                 | ER2BS9244                            | ←         | ←                                    | ←         | E5SE005S9232  | For load sheave (gear case side)            |
| 24       | 133         | Oil plug                       | 1                 | E5FE003S9111                         | ←         | ←                                    | ←         | ←             |   |
| 25       | 136         | Plug packing                   | 1                 | E2YS005-9109                         | ←         | ←                                    | ←         | ←             | For oil plug                                |
| 26       | 207         | Snap ring                      | 1                 | J1SR000-00055                        | ←         | ←                                    | ←         | J1SR000-00062 |   |
| 27       | 6103        | Gear case assembly             | 1                 | Single: ER2BS6103<br>Dual: ER2BI6103 | ER2BS6103 | Single: ER2BS6103<br>Dual: ER2BI6103 | ER2BS6103 | ER2CS6103     |   |
| 28       | 133         | Oil plug                       | 1                 | E5FE003S9111                         | ←         | ←                                    | ←         | ←             | For gear case                               |
| 29       | 136         | Plug packing                   | 1                 | E2YS005-9109                         | ←         | ←                                    | ←         | ←             | For oil plug                                |
| 30       | 139         | Spring pin                     | 1                 | J1PS11-030020                        | ←         | ←                                    | ←         | J1PS11-060025 |   |
| 31       | 116         | Packing G                      | 1                 | ER2BS9116                            | ←         | ←                                    | ←         | ER2CS9116     | For gear case                               |
| 32       | 137         | Set pin S                      | 2                 | E6SE005S9120                         | ←         | ←                                    | ←         | ←             | For gear case                               |
| 33       | 151         | Socket bolt                    | 4                 | J1BE1-0605024                        | ←         | ←                                    | ←         | ←             | For gear case                               |
| 34       | 152         | Toothed lock washer            | 4                 | J1WH012-10060                        | ←         | ←                                    | ←         | ←             | For gear case                               |
| 35       | 135         | Oil plug B                     | 1                 | ER1BS9135                            | ←         | ←                                    | ←         | ←             | For gear case                               |
| 36       | 173         | Eyebolt packing                | 1                 | E2YS005-9116                         | ←         | ←                                    | ←         | ←             | For oil plug B                              |
| 37       | 960         | Name plate load side E         | 1                 | ER1BS9960                            | ←         | ←                                    | ←         | ←             | Load side                                   |
| 38       | 953         | Oil Full tag                   | 1                 | ER1BS9953                            | ←         | ←                                    | ←         | ←             |   |
| 39       | 935         | Warning sticker E              | 1                 | ER2CS9936                            | ←         | ←                                    | ←         | ←             |   |
| 40       | 810         | Name plate OF                  | 1                 | ER1BS9890                            | ←         | ←                                    | ←         | ←             |   |
| 41       | 868         | Name plate AD                  | 1                 | ER1BH9868                            | ←         | ER1BS9868                            | ←         | ER1BH9868     | Speed display                               |
| 42       | 820         | Warning sticker HW             | 1                 | ER2CI9806                            | X         | ER2CI9806                            | X         | ER2CI9806     | For inverter dual speed                     |

\* The part codes vary depending on the power supply voltage.

# Pinion,friction,gear

Pinion,friction,gear

ER2-001H/IH/HD,ER2-003S/IS/SD,ER2-003H/IH



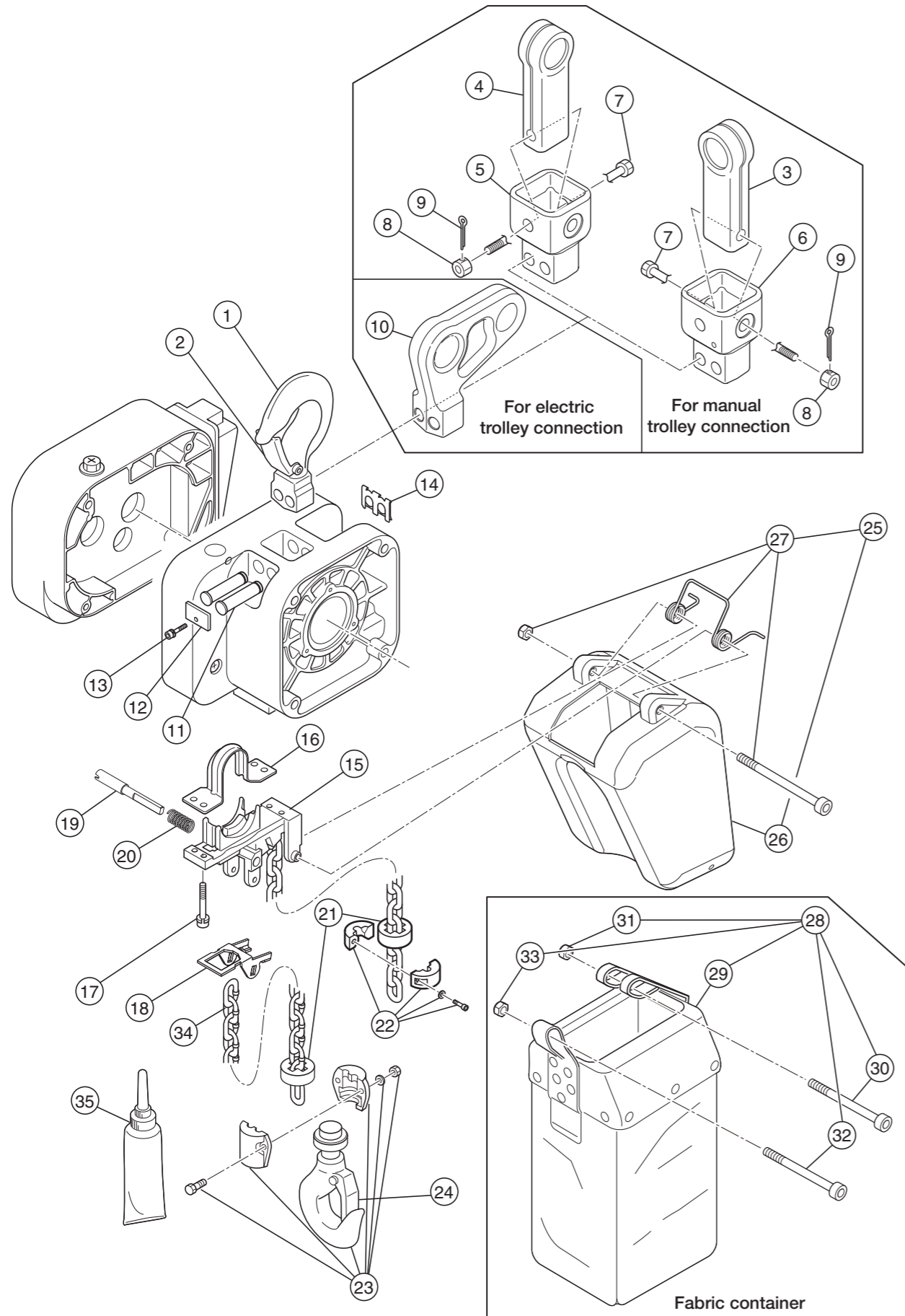
ER2-001H/IH/HD,ER2-003S/IS/SD,ER2-003H/IH

| Figure # | Part Number | Part Name                    | Quantity per unit | ER2-B         |           |             |           | ER2-C         | Remark                       |
|----------|-------------|------------------------------|-------------------|---------------|-----------|-------------|-----------|---------------|------------------------------|
|          |             |                              |                   | ER2-001H/IH   | ER2-001HD | ER2-003S/IS | ER2-003SD | ER2-003H/IH   |                              |
| 1        | 6241        | Load sheave assembly         | 1                 | ER2BS6241     | ←         | ←           | ←         | ER2CS6241     |                              |
| 2        | 241         | Load sheave                  | 1                 | ER2BS9241     | ←         | ←           | ←         | ER2CS9241     |                              |
| 3        | 221         | Oil seal                     | 1                 | ER2BS9221     | ←         | ←           | ←         | ER2CS9221     | For pinion                   |
| 4        | 242         | Ball bearing                 | 1                 | J1GR0B0-06006 | ←         | ←           | ←         | J1GR020-06008 | For load sheave (motor side) |
| 5        | 238         | Ball bearing                 | 1                 | J1GR0A0-06202 | ←         | ←           | ←         | J1GR0A0-06004 | For gear #3 (body side)      |
| 6        | 240         | Load gear                    | 1                 | ER2BH9240     | ER2BA9240 | ER2BS9240   | ER2BB9240 | ER2CH9240     |                              |
| 7        | 245         | Snap ring                    | 1                 | J1SS000-00030 | ←         | ←           | ←         | J1SS000-00035 | For load gear                |
| 8        | 222         | Ball bearing                 | 1                 | J1GR000-06200 | ←         | ←           | ←         | J1GR000-06201 | For pinion (gear case side)  |
| 9        | 233         | Oil seal 22                  | 1                 | E6LE005S9235  | ←         | ←           | ←         | ←             | For seal collar              |
| 10       | 5220        | Pinion assembly              | 1                 | ER2BS5220     | ←         | ←           | ←         | ER2CS5220     | With bearing holder          |
| 11       | 164         | Socket bolt                  | 3                 | J1BE1-0501818 | ←         | ←           | ←         | ←             | For bearing holder           |
| 12       | 1223        | Friction clutch complete set | 1                 | ER2BH1223     | ER2BA1223 | ER2BS1223   | ER2BB1223 | ER2CH1223     |                              |
| 13       | 234         | Wave washer                  | 1                 | E1DBX20S9311  | ←         | ←           | ←         | ←             |                              |
| 14       | 235         | Nut cover                    | 1                 | ER1CS9235     | ←         | ←           | ←         | ←             |                              |
| 15       | 840         | Name plate FP                | 1                 | ER1BS9892     | ←         | ←           | ←         | ←             |                              |
| 16       | 1855S       | Oil pot F (0.7L)             | 1                 | ER1BS1855     | ←         | ←           | ←         | ←             |                              |



# Top/bottom hook,load chain,chain guide,chain container

## ER2-001H/IH/HD,ER2-003S/IS/SD,ER2-003H/IH



# Top/bottom hook,load chain,chain guide,chain container

## ER2-001H/IH/HD,ER2-003S/IS/SD,ER2-003H/IH

| Figure # | Part Number | Part Name                           | Quantity per unit | ER2-B          |                | ER2-C       | Remark                                       |
|----------|-------------|-------------------------------------|-------------------|----------------|----------------|-------------|--|
|          |             |                                     |                   | ER2-001H/IH/HD | ER2-003S/IS/SD | ER2-003H/IH |  |
| 1        | 1001        | Top hook assembly                   | 1                 | ER2CS1001      | ←              | ←           |  |
| 2        | 1002        | Hook latch assembly                 | 1                 | ER2CS1002      | ←              | ←           | For top hook                                 |
| 3        | 004         | Suspender                           | 1                 | T7GB010-9004   | ←              | ←           | For geared trolley connection                |
| 4        | 004         | Suspender                           | 1                 | T7PB005-9004   | ←              | ←           | For plain trolley connection                 |
| 5        | 027         | Connection yoke PG                  | 1                 | ER2CS5027      | ←              | ←           | For manual trolley connection                |
| 6        |             |                                     |                   |                |                |             |  |
| 7        | 032         | Yoke bolt                           | 1                 | ER1CS9032      | ←              | ←           | For connection yoke                          |
| 8        | 033         | Slotted nut                         | 1                 | J1NL001-10100  | ←              | ←           | For connection yoke                          |
| 9        | 034         | Split pin                           | 1                 | J1PW01-025018  | ←              | ←           | For connection yoke                          |
| 10       | 031         | Suspender T                         | 1                 | ER2DS9031      | ←              | ←           | For MR connection                            |
| 11       | 121         | Top pin                             | 2                 | ER2CS9121      | ←              | ←           | For body connection                          |
| 12       | 123         | Plate A                             | 1                 | ER2CS9123      | ←              | ←           | For top pin                                  |
| 13       | 124         | Machine screw socket bolt           | 1                 | J1BG1-0601212  | ←              | ←           | For plate A                                  |
| 14       | 186         | Shaft clip                          | 1                 | ER2CS9186      | ←              | ←           | For top pin                                  |
| 15       | 331         | Chain guide A                       | 1                 | ER2BS9331      | ←              | ER2CS9331   | * 1  |
| 16       | 332         | Chain guide B                       | 1                 | ER2BS9332      | ←              | ER2CS9332   |  |
| 17       | 346         | Socket bolt with spring lock washer | 4                 | J1BE1-0602525  | ←              | ←           | For chain guide A, B                         |
| 18       | 337         | Limit lever                         | 1                 | ER2BS9337      | ←              | ER2CS9337   |  |
| 19       | 338         | Limit lever pin                     | 1                 | ER2BS9338      | ←              | ER2CS9338   |  |
| 20       | 357         | Limit lever spring                  | 1                 | ER2CS9357      | ←              | ←           |  |
| 21       | 053         | Cushion rubber                      | 2                 | ER2BS9053      | ←              | ER2CS9053   |  |
| 22       | 1041        | Stopper assembly                    | 1                 | E5FE003S9045   | ←              | ER1CS9041   |  |
| 23       | 1011        | Bottom hook complete set            | 1                 | ER2BH1011      | ER2BS1011      | ER2CH1011   |  |
| 24       | 1002        | Hook latch assembly                 | 1                 | ER2CS1002      | ←              | ←           | Bottom hook                                  |
| 25       | BKT2-KITPB  | BUCKET KIT PB                       | 1                 | BKT2-KIT-PB    | ←              | ←           |  |
|          | BKT2-KITPC  | BUCKET KIT PC                       | 1                 | ←              | ←              | BKT2-KIT-PC |  |
| 26       | 1401        | Chain container P assembly          | 1                 | ER2BS1401      | ←              | ER2CS1401   | Max. lifting height 6m                       |
| 27       | 1416        | Container spring assembly           | 1                 | ER2BS1416      | ←              | ER2CS1416   |  |
|          | BKT2-KITB0  | BUCKET KIT B0                       | 1                 | BKT2-KIT-B0    | ←              | ←           | For chain container (B0) assembly            |
|          | BKT2-KITC1  | BUCKET KIT C1                       | 1                 | ←              | ←              | BKT2-KIT-C1 | For chain container (C1) assembly            |
|          | BKT2-KITC1  | BUCKET KIT C1                       | 1                 | BKT2-KIT-C1    | ←              | ←           |  |
|          | BKT2-KITC2  | BUCKET KIT C2                       | 1                 | ←              | ←              | BKT2-KIT-C2 | For chain container (C2) assembly            |
|          | 5402        | Chain container (B0) assembly       | 1                 | ER2BS5402      | ←              | ←           | Max. lifting height 8m for fabric            |
|          | 5403        | Chain container (C1) assembly       | 1                 | ER2CS5403      | ←              | ←           | Max. lifting height 15m for fabric           |
|          | 5403        | Chain container (C1) assembly       | 1                 | ←              | ←              | ER2CS5403   | Max. lifting height 8m for fabric            |
|          | 5405        | Chain container (C2) assembly       | 1                 | ←              | ←              | ER2CS5405   | Max. lifting height 15m for fabric           |
| 30       | 417         | Socket bolt                         | 1                 | J1BE1-0807528  | ←              | ←           | Container hanger A for fabric container side |
| 31       | 418         | Lever nut                           | 1                 | C2BA100-9074   | ←              | ←           | Container hanger A for fabric container side |
| 32       | 419         | Socket bolt                         | 1                 | J1BE1-0604508  | ←              | ←           | Container hanger B for fabric container side |
| 33       | 420         | U nut                               | 1                 | E5SE003S9855   | ←              | ←           | Container hanger B for fabric container side |
| 34       | 874         | Load chain                          | 1                 | KAZN043W       | ←              | KBAN060W    | Nickel plating specification                 |
| 35       | 1951        | Lubricant tube assembly             | 1                 | ER2CS1951      | ←              | ←           |  |

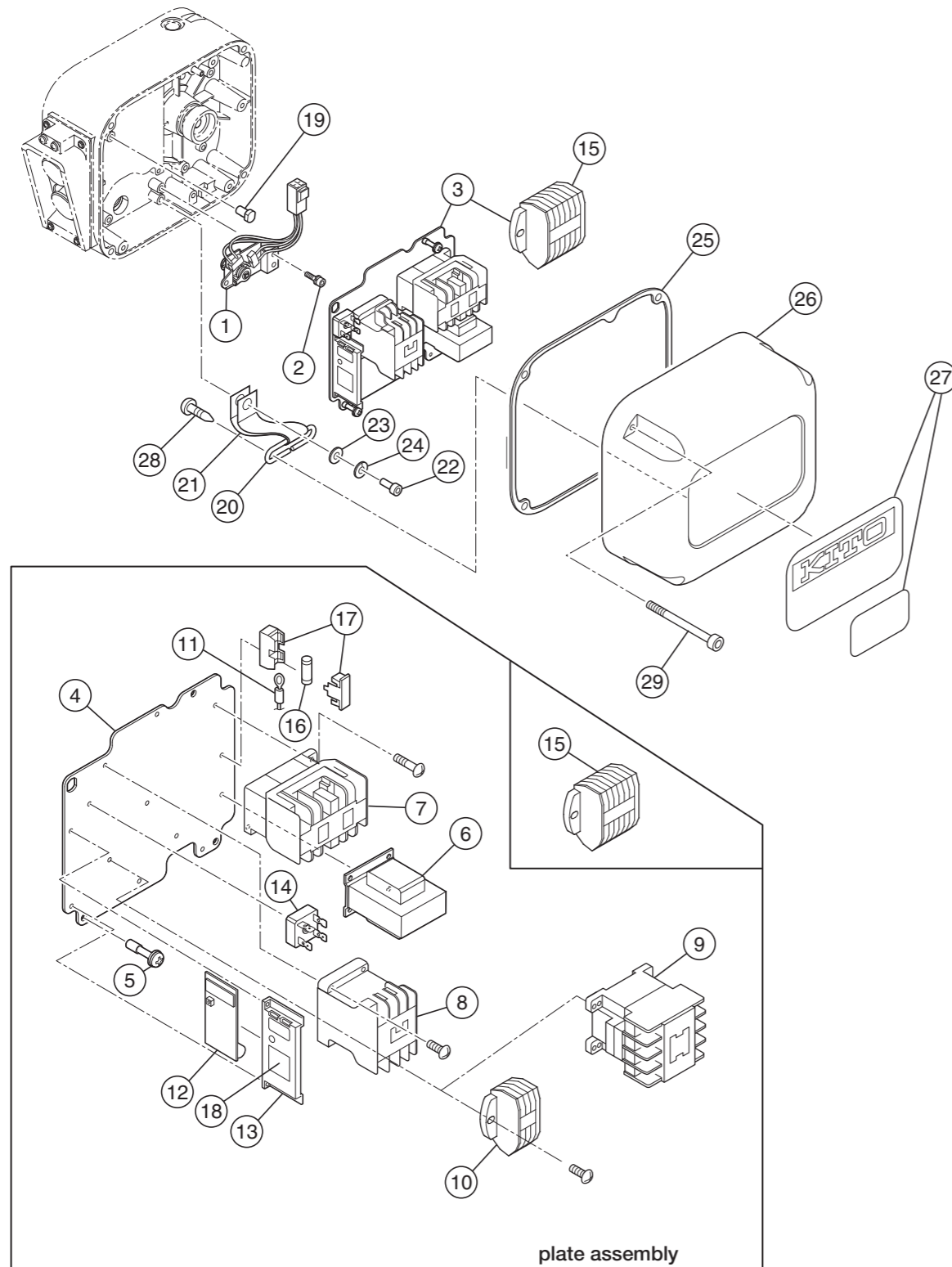
\* Please be aware of the following items regarding design changes made in August 2009 to chain guides A and B of the ER2 B series.  
 - Chain guides A and B prior to lot No. 97SY5262 must be purchased as a set.  
 - Chain guides A and B after lot No. 97SY5263 can be purchased separately, as before.

### Load chain

| Body size                     |                      | ER2-B          |                | ER2-C       |
|-------------------------------|----------------------|----------------|----------------|-------------|
| Type                          |                      | ER2-001H/IH/HD | ER2-003S/IS/SD | ER2-003H/IH |
| Load chain number of falls    |                      | 1              |                |             |
| Load chain wire diameter (mm) |                      | φ4.3           |                | φ6.0        |
| Wire length allowance (m)     | Lifting height 4m/6m | 0.35/0.35      |                | 0.39/0.40   |
| Total length (m)              | Lifting height 4m/6m | 4.35/6.35      |                | 4.39/6.40   |

# Controller cover electric component

## ER2-001H/HD,ER2-003S/SD,ER2-003H



# Controller cover electric component

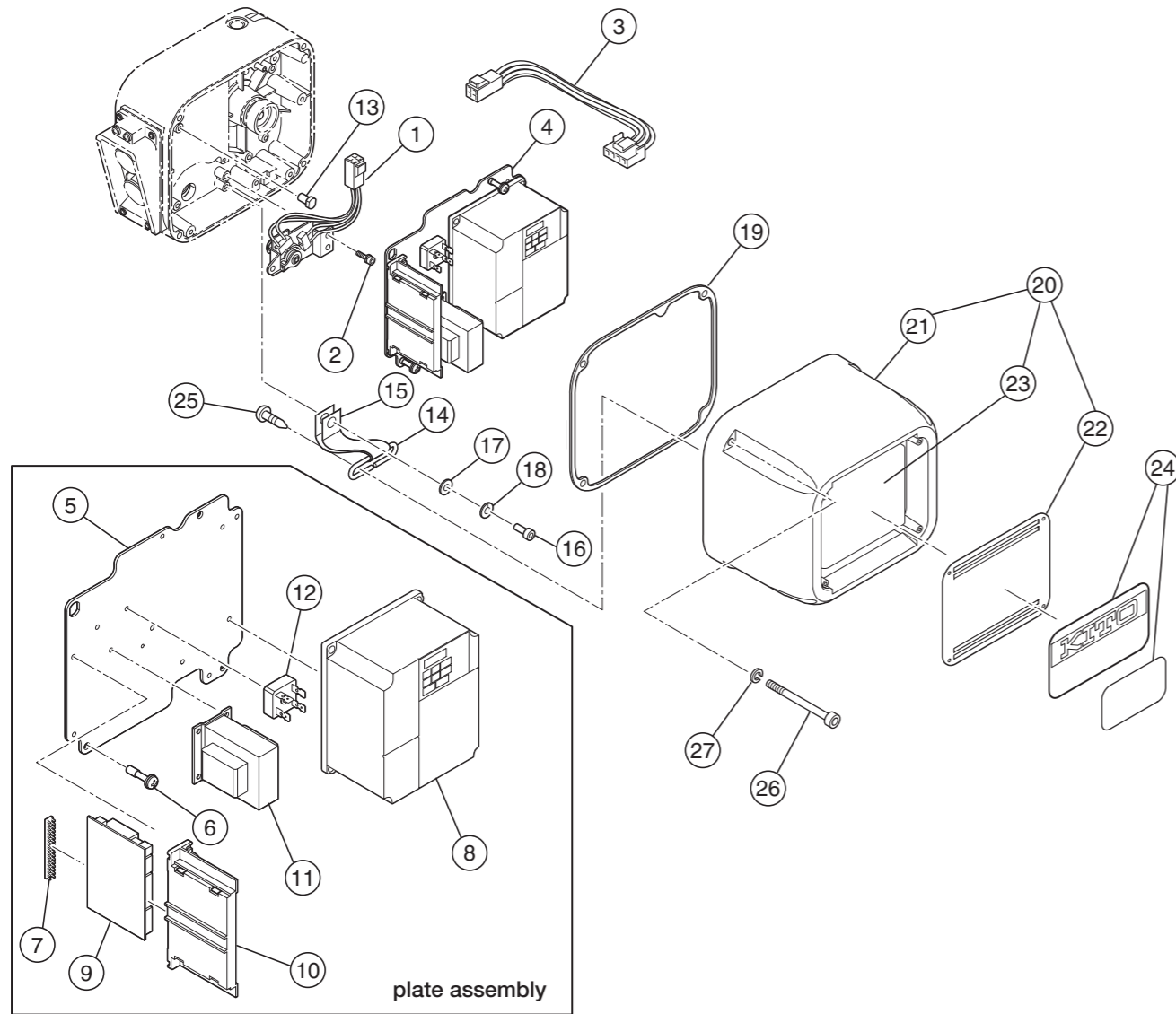
## ER2-001H/HD,ER2-003S/SD,ER2-003H

| Figure # | Part Number  | Part Name                 | Quantity per unit | ER2-B         |              | ER2-C        | Remark   |
|----------|--------------|---------------------------|-------------------|---------------|--------------|--------------|--|
|          |              |                           |                   | ER2-001H/HD   | ER2-003S/SD  | ER2-003H     |  |
| 1        | 1060         | Limit switch complete set | 1                 | ER2CI1060     | ←            | ←            |  |
| 2        | 124          | Machine screw socket bolt | 3                 | J1BG1-0601212 | ←            | ←            | For limit switch                                   |
| 3        | 1441         | Plate assembly            | 1                 |               |              |              | *  |
| 4        | 441          | Plate                     | 1                 | ER2BS9441     | ←            | ER2CS9441    |  |
| 5        | 445          | Plate screw               | 3                 | ER1BS9445     | ←            | ←            |  |
| 6        | 577          | Transformer               | 1                 |               |              |              | *  |
| 7        | 578          | Electromagnetic contactor | 1                 |               |              |              | For forward/reverse switching*                     |
| 8        | 580          | Electromagnetic contactor | 1                 | MGC14302C     | ←            | ←            | For emergency stop, 200V, 400V, 500V Class         |
|          |              |                           |                   | MGC14306C     | ←            | ←            | For emergency stop, 230/460V Class                 |
| 9        | 579          | Electromagnetic contactor | 1                 | MGC12222C     | ←            | X            | For 500V Class dual speed                          |
| 10       | 581          | Terminal plate 3P         | 1                 | ECP1303AB     | ←            | ←            | For 230/460V Class                                 |
| 11       | 583          | Lead wire                 | 1                 |               |              |              | *  |
| 12       | 582          | CH meter                  | 1                 | ECP91CHAD     | ←            | ECP91CHAC    |  |
| 13       | 597          | CH meter support          | 1                 | ECP99BKB      | ←            | ←            |  |
| 14       | 598          | Rectifier                 | 1                 | ECP93DIAA     | ←            | ←            |  |
| 15       | 601          | Terminal plate 6P         |                   | ECP1306AD     | ←            | ←            | For 230/460V Class                                 |
| 16       | 602          | Fuse                      | 1                 |               |              |              | *  |
| 17       | 603          | Fuse holder               | 1                 | ECP92FZAA     | ←            | ←            |  |
| 18       | 838          | Name plate CH             | 1                 | ECP99CHAA     | ←            | ←            |  |
| 19       | 449          | Fulcrum pin               | 1                 | ER2CS9449     | ←            | ←            | Plate rotation center pin                          |
| 20       | 456          | Cover suspender           | 1                 | ER2CS9456     | ←            | ←            |  |
| 21       | 457          | Cover belt                | 1                 | ER2CS9457     | ←            | ←            |  |
| 22       | 458          | Socket bolt               | 1                 | J1BE1-0601616 | ←            | ←            | For belt (attached to gear case)                   |
| 23       | 459          | Plain washer              | 1                 | ER1BS9436     | ←            | ←            | For belt (attached to gear case)                   |
| 24       | 460          | Spring lock washer        | 1                 | J1WS011-20060 | ←            | ←            | For belt (attached to gear case)                   |
| 25       | 117          | Packing C                 | 1                 | ER2BS9117     | ←            | ER2CS9117    | For controller cover                               |
| 26       | 104          | Controller cover          | 1                 | ER2BS9104     | ←            | ER2CS9104    |  |
| 27       | 800          | Name plate B              | 1                 | X             | ER2BJC03S9A3 | X            | For single speed                                   |
|          | 801          | Name plate B              | 1                 | ER2BJC03S9A5  | X            | ER2BJC05S9A5 |  |
|          | 802          | Name plate D              | 1                 | ER2BJC1H9A5   | X            | ER2BJC03H9A6 | For 500V class dual speed                          |
|          | 801          | Name plate B              | 1                 | X             | ER2BJC03S9A5 | X            |  |
| 802      | Name plate D | 1                         | X                 | ER2BJC03S9A6  | X            |              |  |
| 28       | 114          | Pan head machine screw    | 2                 | J1AK2-5001212 | ←            | ←            | For cover suspender (attached to controller cover) |
| 29       | 153          | Machine screw socket bolt | 4                 | J1BG1-0504022 | ←            | ←            | For controller cover                               |

\* The part codes vary depending on the power supply voltage.

# Controller cover electric component (Inverter dual speed)

ER2-001IH,ER2-003IS,ER2-003IH



# Controller cover electric component (Inverter dual speed)

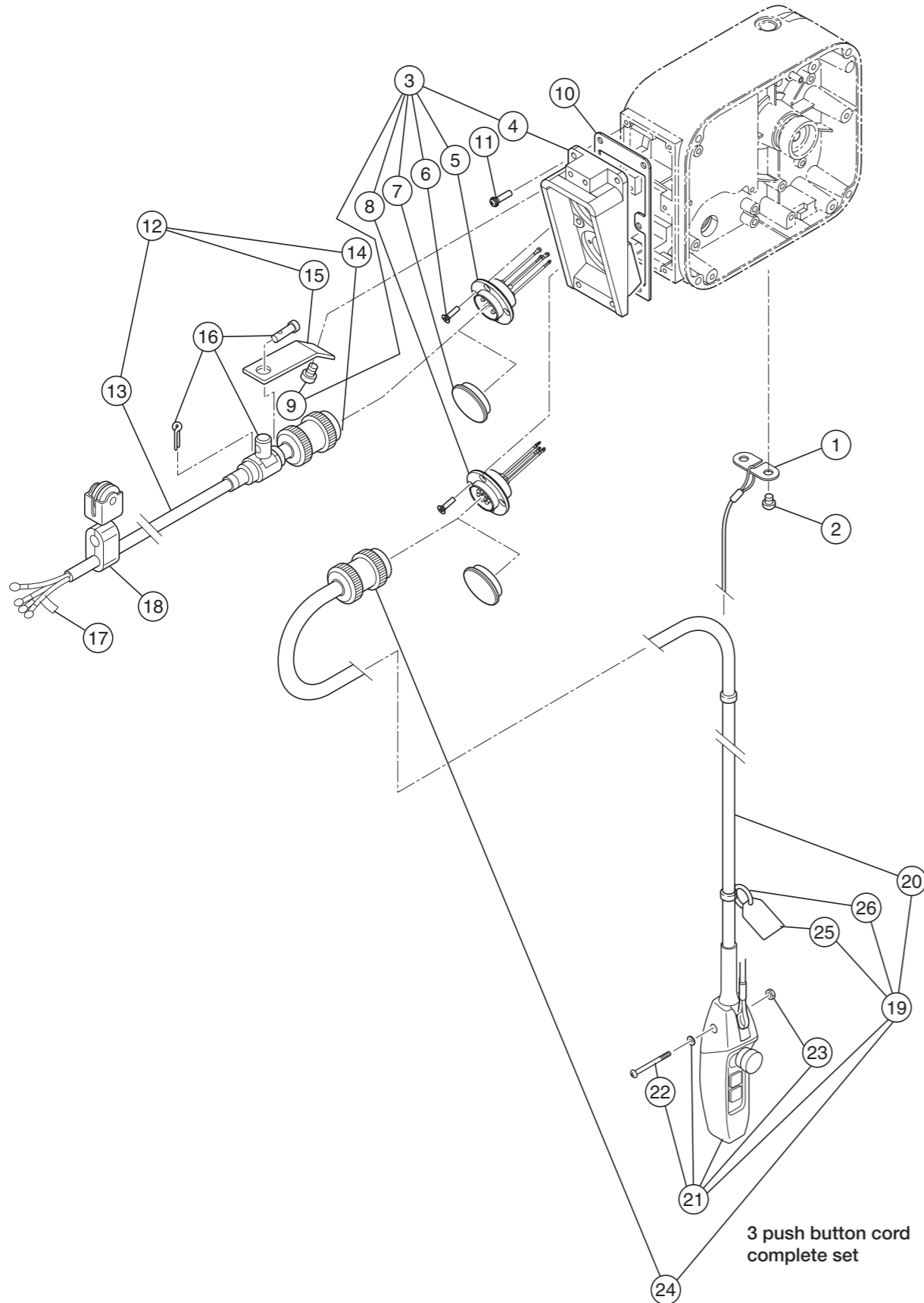
ER2-001IH,ER2-003IS,ER2-003IH

| Figure # | Part Number | Part Name                 | Quantity per unit | ER2-B         |              | ER2-C        | Remark   |
|----------|-------------|---------------------------|-------------------|---------------|--------------|--------------|--|
|          |             |                           |                   | ER2-001IH     | ER2-003IS    | ER2-003IH    |  |
| 1        | 1060        | Limit switch complete set | 1                 | ER2C1060      | ←            | ←            |  |
| 2        | 124         | Machine screw socket bolt | 3                 | J1BG1-0601212 | ←            | ←            | For limit switch                                 |
| 3        | 554         | LS harness                | 1                 | ER2CI9554     | ←            | ←            |  |
| 4        | 1441        | Plate assembly            | 1                 |               |              |              | *  |
| 5        | 441         | Plate                     | 1                 | ER2BI9441     | ←            | ER2CI9441    |  |
| 6        | 445         | Plate screw               | 3                 | ER1BS9445     | ←            | ←            |  |
| 7        | 448         | Bushing                   | 1                 | ECP99JBAC     | ←            | ←            |  |
| 8        | 1571        | Inverter assembly         | 1                 |               |              |              | *  |
| 9        | 508         | Interface board           | 1                 |               |              |              | *  |
| 10       | 509         | Board support             | 1                 | ECP99BKAA     | ←            | ←            |  |
| 11       | 577         | Transformer               | 1                 |               |              |              | *  |
| 12       | 598         | Rectifier                 | 1                 | ECP93DIAA     | ←            | ←            |  |
| 13       | 449         | Fulcrum pin               | 1                 | ER2CS9449     | ←            | ←            | Plate rotation center pin                        |
| 14       | 456         | Cover sponder             | 1                 | ER2CS9456     | ←            | ←            |  |
| 15       | 457         | Cover belt                | 1                 | ER2BI9457     | ←            | ER2CS9457    |  |
| 16       | 458         | Socket bolt               | 1                 | J1BE1-0601616 | ←            | ←            | For cover belt (attached to gear case)           |
| 17       | 459         | Plain washer              | 1                 | ER1BS9436     | ←            | ←            | For cover belt (attached to gear case)           |
| 18       | 460         | Spring lock washer        | 1                 | J1WS011-20060 | ←            | ←            | For cover belt (attached to gear case)           |
| 19       | 117         | Packing C                 | 1                 | ER2BS9117     | ←            | ER2CS9117    | For controller cover                             |
| 20       | 2104        | Controller cover assembly | 1                 |               |              |              | *  |
| 21       | 104         | Controller cover          | 1                 | ER2BI9104     | ←            | ER2CI9104    |  |
| 22       | 185         | Resistor cover            | 1                 | ER2BI9185     | ←            | ER2CI9185    |  |
| 23       | 5505        | Braking resistor assembly | 1                 |               |              |              | *  |
| 24       | 800         | Name plate B              | 1                 | X             | ER2BJC03I9A3 | X            |  |
|          | 801         | Name plate B              | 1                 | ER2BJC03I9A5  | X            | ER2BJC05I9A5 |  |
|          | 802         | Name plate D              | 1                 | ER2BJC1H9A6   | X            | ER2BJC03H9A6 |  |
| 25       | 114         | Pan head machine screw    | 2                 | J1AK2-5001212 | ←            | ←            | For cover sponder (attached to controller cover) |
| 26       | 153         | Socket bolt               | 4                 | J1BE1-504022  | ←            | ←            | For controller cover                             |
| 27       | 154         | Toothed lock washer       | 4                 | J1WH012-10050 | ←            | ←            | For controller cover                             |

\* The part codes vary depending on the power supply voltage.

# Power supply cable, push button (Plug connection)

ER2-001H/IH,ER2-003S/IS,ER2-003H/IH



# Power supply cable, push button (Plug connection)

ER2-001H/IH,ER2-003S/IS,ER2-003H/IH

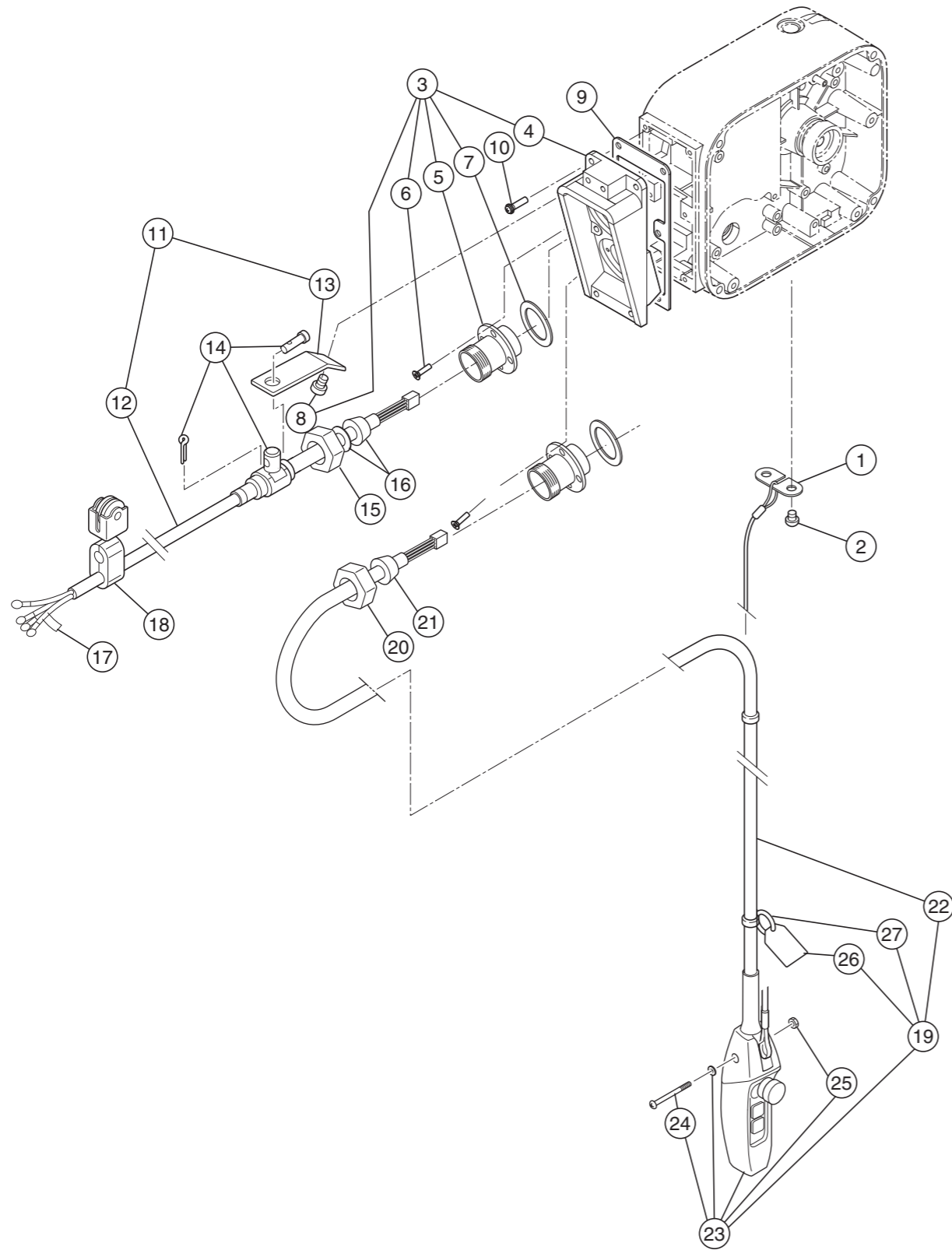
| Figure # | Part Number | Part Name                          | Quantity per unit | ER2-B          |                | ER2-C       | Remark  |
|----------|-------------|------------------------------------|-------------------|----------------|----------------|-------------|---|
|          |             |                                    |                   | ER2-001H/IH/HD | ER2-003S/IS/SD | ER2-003H/IH |   |
| 1        | 535         | Cord support (wire stopper)        | 1                 | ER1BS9534      | ←              | ←           |   |
| 2        | 536         | Machine screw with spring washer   | 2                 | J1AP2-5001212  | ←              | ←           | For cord support L                                  |
| 3        | 1511        | Socket frame complete set          | 1                 |                |                |             | *   |
| 4        | 511         | Socket frame                       | 1                 | ER2CS9511      | ←              | ←           |   |
| 5        | 1523        | Socket 4P assembly                 | 1                 |                |                |             | *   |
| 6        | 537         | Tapping flat head machine screw    | 8                 | E6SE003S9551   | ←              | ←           | For socket 4P, 8P                                   |
| 7        | 538         | Socket cover 4P                    | 2                 |                |                |             | For socket 4P, 8P; Attached upon assembly packaging |
| 8        | 1564        | Socket 8P assembly                 | 1                 |                |                |             | *   |
| 9        | 546         | Machine screw with spring washer   | 2                 | J1AP2-6001616  | ←              | ←           | For cable arm                                       |
| 10       | 512         | Socket frame packing               | 1                 | ER2CS9512      | ←              | ←           | For socket frame                                    |
| 11       | 516         | Machine screw with spring washer   | 6                 | J1AP2-5002020  | ←              | ←           | For socket frame                                    |
| 12       | 1521        | Power supply cable 4C assembly     | 1                 | ZBZA12CJ1000   | ←              | ←           |   |
| 13       | 521         | Power supply cable 4C              | 1                 |                |                |             |   |
| 14       | 522         | Plug 4P                            | 1                 | ECP2304AD      | ←              | ←           |   |
| 15       | 541         | Cable support arm                  | 1                 | ER1BS9541      | ←              | ←           |   |
| 16       | 1542        | Cable support 12 assembly          | 1                 | E7AX003S2822   | ←              | ←           |   |
| 17       | 823         | Name plate G                       | 1                 | E6LE010S9806   | ←              | ←           |   |
| 18       | 1527        | Cable hanger 14 assembly           | n                 |                |                |             |   |
| 19       | 1557        | 3 push button cord 4C complete set | 1                 | ZB10025W1000   | ←              | ←           | Single speed  |
|          |             |                                    |                   | ZB20025W1000   | ←              | ←           | Dual speed  |
| 20       | 557         | Push button cord 4C                | 1                 | Z3CR401-0000   | ←              | ←           | Single speed  |
|          |             | Push button cord 5C                |                   | Z3CR501-0000   | ←              | ←           | Dual speed  |
| 21       | 1561        | 3 push button switch assembly      | 1                 | SWDB100AA      | ←              | ←           | Single speed  |
|          |             |                                    |                   | SWDB200AA      | ←              | ←           | Dual speed  |
| 22       | 626         | Machine screw                      | 1                 | J1AP2-4002608  | ←              | ←           |   |
| 23       | 627         | Nut                                | 1                 | J1AN004-10040  | ←              | ←           |   |
| 24       | 566         | Plug 8P                            | 1                 | ECP2108AA      | ←              | ←           | Single speed  |
|          |             |                                    |                   | ECP2108AB      | ←              | ←           | Dual speed  |
| 25       | 567         | Warning tag PB                     | 1                 | SWD9013AB      | ←              | ←           |   |
| 26       | 568         | Tag holder                         | 1                 | E7SE003S9787   | ←              | ←           |   |

\* The part codes vary depending on the power supply voltage.



# Power supply cable, push button (Direct connection)

ER2-001H/IH/HD,ER2-003S/IS/SD,ER2-003H/IH



3 push button cord complete set

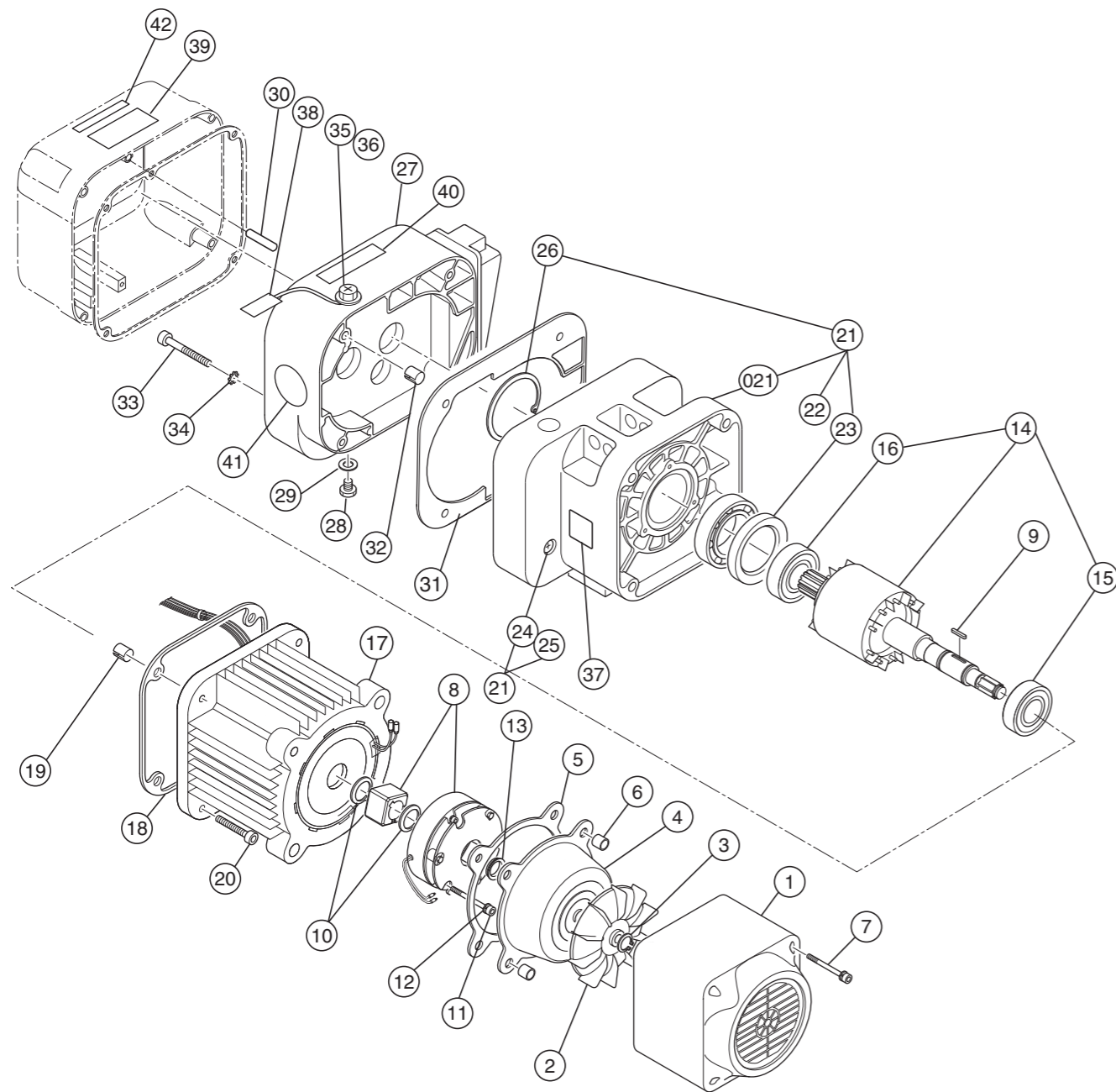
# Power supply cable, push button (Direct connection)

ER2-001H/IH/HD,ER2-003S/IS/SD,ER2-003H/IH

| Figure # | Part Number | Part Name                          | Quantity per unit | ER2-B          |                | ER2-C       | Remark                |
|----------|-------------|------------------------------------|-------------------|----------------|----------------|-------------|-----------------------|
|          |             |                                    |                   | ER2-001H/IH/HD | ER2-003S/IS/SD | ER2-003H/IH |                       |
| 1        | 535         | Cord support(wire stopper)         | 1                 | ER1BS9534      | ←              | ←           |                       |
| 2        | 536         | Machine screw with spring washer   | 2                 | J1AP2-5001212  | ←              | ←           | For cord support L    |
| 3        | 2511        | Socket frame complete set          | 1                 | ER2CS2511      | ←              | ←           |                       |
| 4        | 511         | Socket frame                       | 1                 | ER2CS9511      | ←              | ←           |                       |
| 5        | 575         | Holder C                           | 2                 | ECP5924AL      | ←              | ←           |                       |
| 6        | 517         | Tapping flat head machine screw    | 8                 | E6SE003S9551   | ←              | ←           | For holder C          |
| 7        | 568         | Holder packing                     | 2                 | ECP5924AM      | ←              | ←           | For holder C          |
| 8        | 546         | Machine screw with spring washer   | 2                 | J1AP2-6001616  | ←              | ←           | For cable support arm |
| 9        | 512         | Socket frame packing               | 1                 | ER2CS9512      | ←              | ←           |                       |
| 10       | 516         | Machine screw with spring washer   | 6                 | J1AP-5002020   | ←              | ←           | For socket frame      |
| 11       | 1521        | Power supply cable 4C assembly     | 1                 | ZBZB12CJ1000   | ←              | ←           |                       |
| 12       | 521         | Power supply cable 4C              | 1                 |                |                |             |                       |
| 13       | 541         | Cable support arm                  | 1                 | ER1BS9541      | ←              | ←           |                       |
| 14       | 1542        | Cable support 12 assembly          | 1                 | E7AX003S2822   | ←              | ←           |                       |
| 15       | 569         | Holder A                           | 1                 | ECP5924AA      | ←              | ←           |                       |
| 16       | 574         | Cable packing                      | 1                 | ECP6912AA      | ←              | ←           |                       |
| 17       | 823         | Name plate G                       | 1                 | E6LE010S9806   | ←              | ←           |                       |
| 18       | 1527        | Cable hanger 14 assembly           | n                 |                |                |             |                       |
| 19       | 1557        | 3 push button cord 4C complete set | 1                 | ZBS0025W1000   | ←              | ←           | Single speed          |
|          |             |                                    |                   | ZBD0025W1000   | ←              | ←           | Dual speed            |
| 20       | 341         | Holder A                           | 1                 | ECP5924AA      | ←              | ←           |                       |
| 21       | 351         | Cable packing                      | 1                 | ECP6912AA      | ←              | ←           |                       |
| 22       | 557         | Push button cord 4C                | 1                 | Z3CR401-0000   | ←              | ←           | Single speed          |
|          |             | Push button cord 5C                |                   | Z3CR501-0000   | ←              | ←           | Dual speed            |
| 23       | 1561        | 3 push button switch assembly      | 1                 | SWDB100AA      | ←              | ←           | Single speed          |
|          |             |                                    |                   | SWDB200AA      | ←              | ←           | Dual speed            |
| 24       | 626         | Machine screw                      | 1                 | J1AP2-4002608  | ←              | ←           |                       |
| 25       | 627         | Nut                                | 1                 | J1AN004-10040  | ←              | ←           |                       |
| 26       | 567         | Warning tag PB                     | 1                 | SWD9013AB      | ←              | ←           |                       |
| 27       | 568         | Tag holder                         | 1                 | E7SE003S9787   | ←              | ←           |                       |

# Body,gear case,motor

## ER2-005S/IS/SD,ER2-005L/IL/LD



# Body,gear case,motor

## ER2-005S/IS/SD,ER2-005L/IL/LD

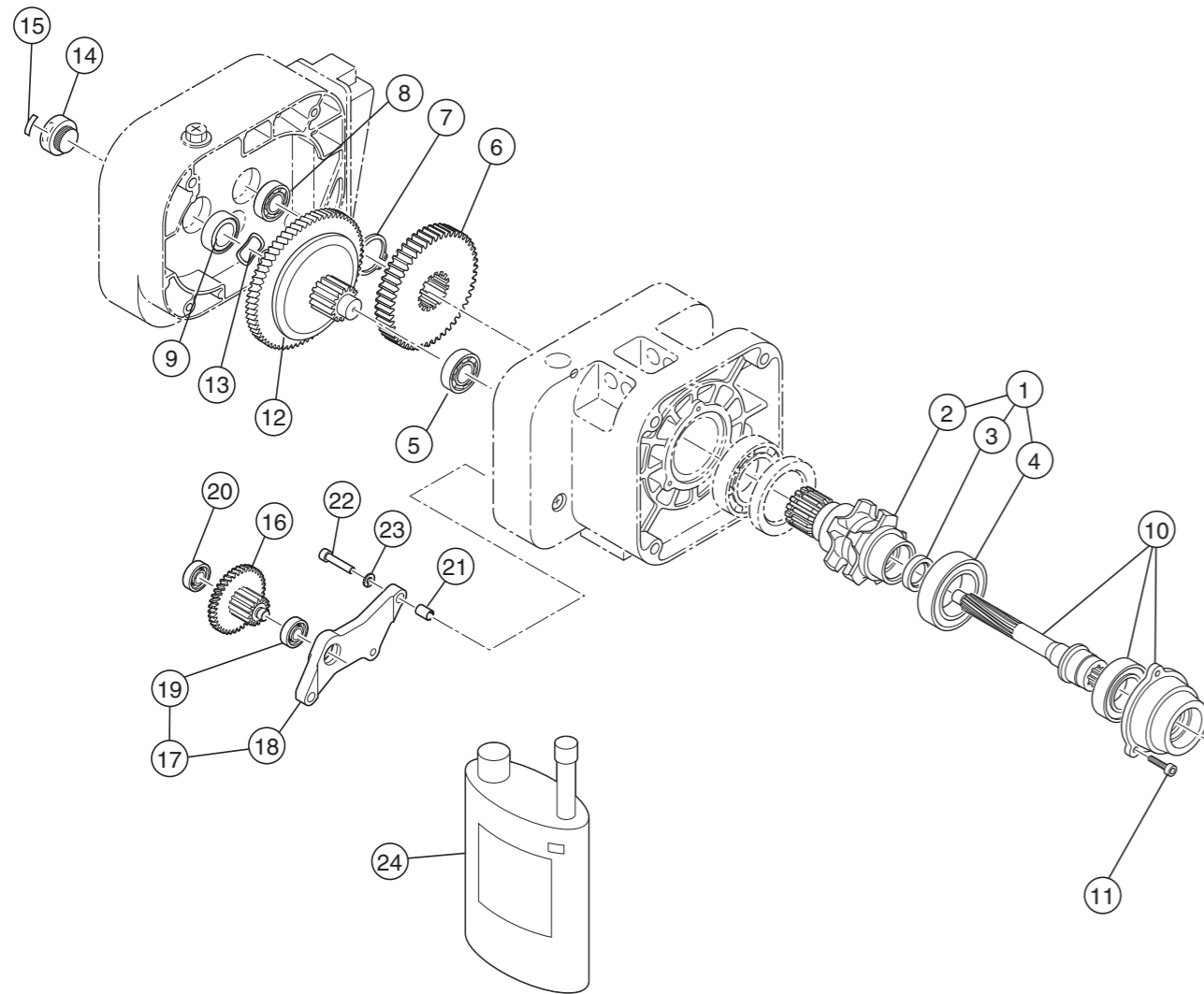
| Figure # | Part Number | Part Name                      | Quantity per unit | ER2-C         |           |               |           | Remark                                      |
|----------|-------------|--------------------------------|-------------------|---------------|-----------|---------------|-----------|---|
|          |             |                                |                   | ER2-005S/IS   | ER2-005SD | ER2-005L/IL   | ER2-005LD |   |
| 1        | 107         | Fan cover                      | 1                 | ER2CS9107     | ←         | ER2CL9107     | ←         |   |
| 2        | 108         | Fan                            | 1                 | ER2CS9108     | ←         | ER2CL9108     | ←         |   |
| 3        | 323         | Snap ring                      | 1                 | J1SS000-00013 | ←         | ←             | ←         | For fan                                     |
| 4        | 115         | Brake cover                    | 1                 | ER2CS9115     | ←         | ER2CL9115     | ←         |   |
| 5        | 119         | Packing B                      | 1                 | ER2CS9119     | ←         | ER2CL9119     | ←         | For brake cover                             |
| 6        | 140         | Set pin S                      | 2                 | E6SE005S9120  | ←         | ←             | ←         | For fan cover, brake cover                  |
| 7        | 160         | Machine screw socket bolt      | 4                 | J1BG1-0504522 | ←         | ←             | ←         | For fan cover, brake cover                  |
| 8        | 1362        | Electromagnetic brake assembly | 1                 |               |           |               |           | With hub spring*                            |
| 9        | 360         | Key B                          | 1                 | ER2CS9360     | ←         | ER2CL9360     | ←         | For electromagnetic brake                   |
| 10       | 361         | Snap ring                      | 2                 | J1SS000-00024 | ←         | J1SS000-00019 | ←         | For electromagnetic brake                   |
| 11       | 167         | Socket bolt                    | 3                 | J1BE1-0604024 | ←         | ←             | ←         | For electromagnetic brake                   |
| 12       | 168         | Spring lock washer             | 3                 | J1WS011-20060 | ←         | ←             | ←         | For electromagnetic brake                   |
| 13       | 210         | V ring                         | 1                 | ER2CS9210     | ←         | ←             | ←         | Packing between motor shaft and brake cover |
| 14       | 5502        | Motor shaft with rotor         | 1                 | ER2CS5502     | ←         | ER2CL5502     | ←         |   |
| 15       | 202         | Ball bearing                   | 1                 | J1GR0C0-06005 | ←         | J1GR0C0-06004 | ←         | For motor frame                             |
| 16       | 208         | Ball bearing                   | 1                 | J1GR0C0-06004 | ←         | ←             | ←         | For bearing holder (for motor shaft)        |
| 17       | 5501        | Motor frame with stator        | 1                 |               |           |               |           | *   |
| 18       | 118         | Packing M                      | 1                 | ER2CS9118     | ←         | ←             | ←         | For motor frame                             |
| 19       | 138         | Set pin S                      | 2                 | E6SE010S9120  | ←         | ←             | ←         | For motor frame                             |
| 20       | 155         | Socket bolt                    | 4                 | J1BE1-0803535 | ←         | ←             | ←         | For motor frame                             |
| 21       | 6101        | Body B assembly                | 1                 | ER2CS6101     | ←         | ←             | ←         |   |
| 021      | 101         | Body B                         | 1                 | ER2CS9101     | ←         | ←             | ←         |   |
| 22       | 243         | Ball bearing                   | 1                 | J1GR0A0-06006 | ←         | ←             | ←         | For load sheave (gear case side)            |
| 23       | 244         | Oil seal                       | 1                 | ER2BS9244     | ←         | ←             | ←         | For load sheave (gear case side)            |
| 24       | 133         | Oil plug                       | 1                 | E5FE003S9111  | ←         | ←             | ←         |   |
| 25       | 136         | Plug packing                   | 1                 | E2YS005-9109  | ←         | ←             | ←         | For oil plug                                |
| 26       | 207         | Snap ring                      | 1                 | J1SR000-00062 | ←         | ←             | ←         |   |
| 27       | 6103        | Gear case assembly             | 1                 | ER2CS6103     | ←         | ←             | ←         |   |
| 28       | 133         | Oil plug                       | 1                 | E5FE003S9111  | ←         | ←             | ←         | For gear case                               |
| 29       | 136         | Plug packing                   | 1                 | E2YS005-9109  | ←         | ←             | ←         | For oil plug                                |
| 30       | 139         | Spring pin                     | 1                 | J1PS11-060025 | ←         | ←             | ←         |   |
| 31       | 116         | Packing G                      | 1                 | ER2CS9116     | ←         | ←             | ←         | For gear case                               |
| 32       | 137         | Set pin S                      | 2                 | E6SE005S9120  | ←         | ←             | ←         | For gear case                               |
| 33       | 151         | Socket bolt                    | 4                 | J1BE1-0605024 | ←         | ←             | ←         | For gear case                               |
| 34       | 152         | Toothed lock washer            | 4                 | J1WH012-10060 | ←         | ←             | ←         | For gear case                               |
| 35       | 135         | Oil plug B                     | 1                 | ER1BS9135     | ←         | ←             | ←         | For gear case                               |
| 36       | 173         | Eyebolt packing                | 1                 | E2YS005-9116  | ←         | ←             | ←         | For oil plug B                              |
| 37       | 960         | Name plate load side E         | 1                 | ER1BS9960     | ←         | ←             | ←         | Load side                                   |
| 38       | 953         | Oil Full tag                   | 1                 | ER1BS9953     | ←         | ←             | ←         |   |
| 39       | 935         | Warning sticker E              | 1                 | ER2CS9936     | ←         | ←             | ←         |   |
| 40       | 810         | Name plate OF                  | 1                 |               |           |               |           | *   |
| 41       | 868         | Name plate AD                  | 1                 | ER1BS9868     | ←         | ER1BL9868     | ←         | Speed display                               |
| 42       | 820         | Warning sticker HW             | 1                 | ER2CI9806     | X         | ER2CI9806     | X         |   |

\* The part codes vary depending on the power supply voltage.

# Pinion,friction,gear

Pinion,friction,gear

## ER2-005S/IS/SD,ER2-005L/IL/LD

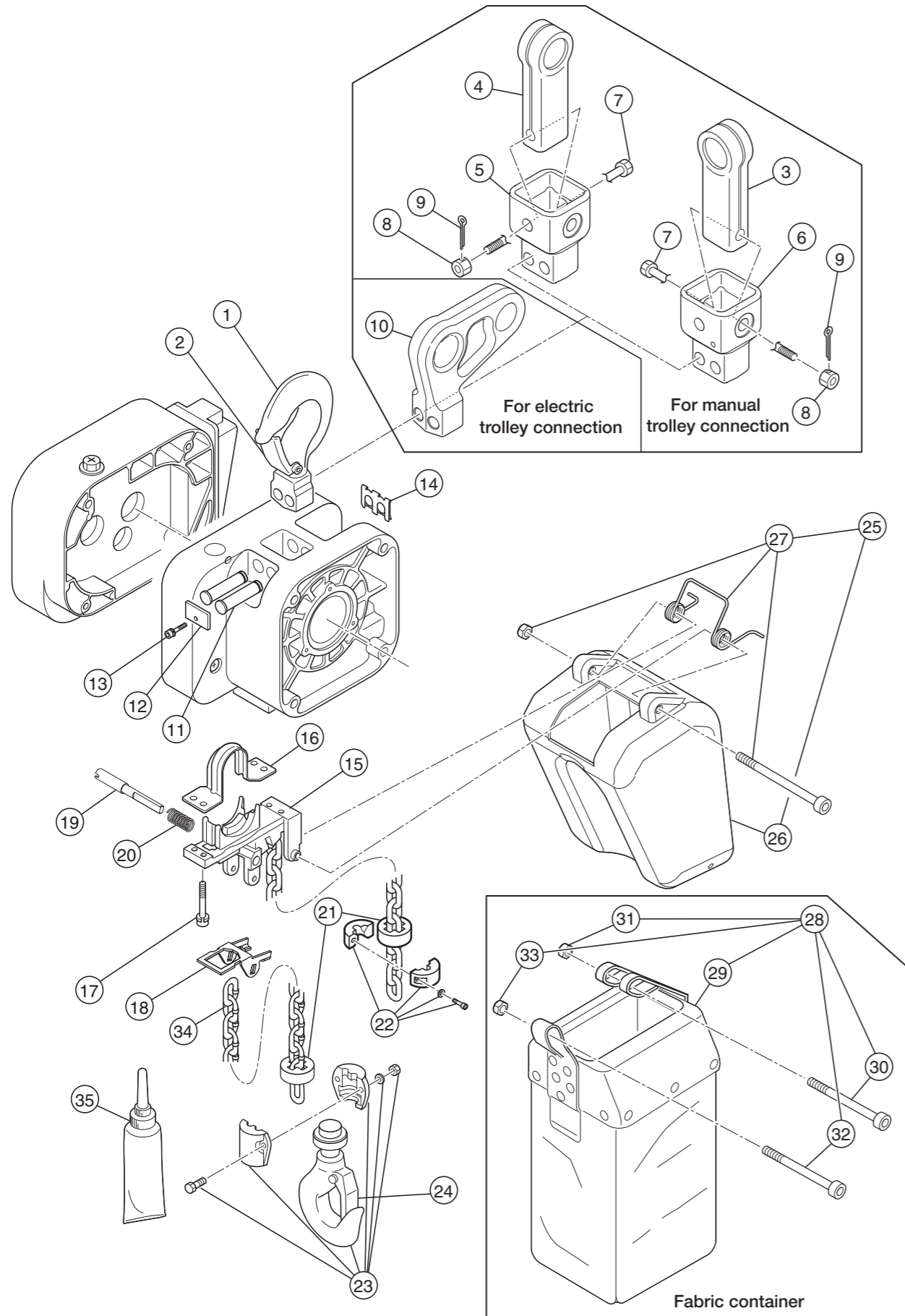


## ER2-005S/IS/SD,ER2-005L/IL/LD

| Figure # | Part Number | Part Name                    | Quantity per unit | ER2-C         |               |               |               | Remark                       |
|----------|-------------|------------------------------|-------------------|---------------|---------------|---------------|---------------|------------------------------|
|          |             |                              |                   | ER2-005S/IS   | ER2-005SD     | ER2-005L/IL   | ER2-005LD     |                              |
| 1        | 6241        | Load sheave assembly         | 1                 | ER2CS6241     | ←             | ←             | ←             |                              |
| 2        | 241         | Load sheave                  | 1                 | ER2CS9241     | ←             | ←             | ←             |                              |
| 3        | 221         | Oil seal                     | 1                 | ER2CS9221     | ←             | ←             | ←             | For pinion                   |
| 4        | 242         | Ball bearing                 | 1                 | J1GR020-06008 | ←             | ←             | ←             | For load sheave (motor side) |
| 5        | 238         | Ball bearing                 | 1                 | J1GR0A0-06004 | ←             | J1GR000-06302 | J1GR0A0-06004 | For gear #3 (body side)      |
| 6        | 240         | Load gear                    | 1                 | ER2CS9240     | ←             | ER2CL9240     | ER2CS9240     |                              |
| 7        | 245         | Snap ring                    | 1                 | J1SS000-00035 | ←             | ←             | ←             | For load gear                |
| 8        | 222         | Ball bearing                 | 1                 | J1GR0A0-06201 | ←             | ←             | ←             | For pinion (gear case side)  |
| 9        | 233         | Oil seal 22                  | 1                 | E6LE005S9235  | ←             | ←             | ←             | For seal collar              |
| 10       | 5220        | Pinion assembly              | 1                 | ER2CS5220     | ←             | ←             | ←             | With bearing holder          |
| 11       | 164         | Socket bolt                  | 3                 | J1BE1-0501818 | ←             | ←             | ←             | For bearing holder           |
| 12       | 1223        | Friction clutch complete set | 1                 | ER2CS1223     | ER2CB1223     | ER2CL1223     | ER2CC1223     |                              |
| 13       | 234         | Wave washer                  | 1                 | E1DBX20S9311  | ←             | ←             | ←             |                              |
| 14       | 235         | Nut cover                    | 1                 | ER1CS9235     | ←             | ←             | ←             |                              |
| 15       | 840         | Name plate FP                | 1                 | ER1BS9892     | ←             | ←             | ←             |                              |
| 16       | 5262        | Gear B assembly              | 1                 | X             | ER2CL5262     | X             | ER2CC5262     |                              |
| 17       | 6261        | Gear holder plate assembly   | 1                 | X             | ER1CL6261     | X             | ER1CL6261     |                              |
| 18       | 261         | Gear holder plate            | 1                 | X             | ER1CL9261     | X             | ER1CL9261     |                              |
| 19       | 264         | Ball bearing                 | 1                 | X             | J1GR0A0-06000 | X             | J1GR0A0-06000 |                              |
| 20       | 266         | Ball bearing                 | 1                 | X             | J1GR0A0-06000 | X             | J1GR0A0-06000 |                              |
| 21       | 270         | Set pin S                    | 2                 | X             | E6SE005S9120  | X             | E6SE005S9120  |                              |
| 22       | 271         | Socket bolt                  | 3                 | X             | J1BE1-0603030 | X             | J1BE1-0603030 |                              |
| 23       | 272         | Spring lock washer           | 3                 | X             | J1WS011-20060 | X             | J1WS011-20060 |                              |
| 24       | 1855S       | Oil pot F (0.7L)             | 1                 | ER1BS1855     | ←             | ←             | ←             |                              |

# Top/bottom hook,load chain,chain guide,chain container

## ER2-005S/IS/SD,ER2-005L/IL/LD



# Top/bottom hook,load chain,chain guide,chain container

## ER2-005S/IS/SD,ER2-005L/IL/LD

| Figure # | Part Number | Part Name                           | Quantity per unit | ER2-C          |                | Remark                                       |
|----------|-------------|-------------------------------------|-------------------|----------------|----------------|--|
|          |             |                                     |                   | ER2-005S/IS/SD | ER2-005L/IL/LD |  |
| 1        | 1001        | Top hook assembly                   | 1                 | ER2CS1001      | ←              |  |
| 2        | 1002        | Hook latch assembly                 | 1                 | ER2CS1002      | ←              | For top hook                                 |
| 3        | 004         | Suspender                           | 1                 | T7GB010-9004   | ←              | For geared trolley connection                |
| 4        | 004         | Suspender                           | 1                 | T7PB005-9004   | ←              | For plain trolley connection                 |
| 5        | 027         | Connection yoke PG                  | 1                 | ER2CS5027      | ←              | For manual trolley connection                |
| 6        |             |                                     |                   |                |                |  |
| 7        | 032         | Yoke bolt                           | 1                 | ER1CS9032      | ←              | For connection yoke                          |
| 8        | 033         | Slotted nut                         | 1                 | J1NL001-10100  | ←              | For connection yoke                          |
| 9        | 034         | Split pin                           | 1                 | J1PW01-025018  | ←              | For connection yoke                          |
| 10       | 031         | Suspender T                         | 1                 | ER2DS9031      | ←              | For MR connection                            |
| 11       | 121         | Top pin                             | 2                 | ER2CS9121      | ←              | For body connection                          |
| 12       | 123         | Plate A                             | 1                 | ER2CS9123      | ←              | For top pin                                  |
| 13       | 124         | Machine screw socket bolt           | 1                 | J1BG1-0601212  | ←              | For plate A                                  |
| 14       | 186         | Shaft clip                          | 1                 | ER2CS9186      | ←              | For top pin                                  |
| 15       | 331         | Chain guide A                       | 1                 | ER2CS9331      | ←              |  |
| 16       | 332         | Chain guide B                       | 1                 | ER2CS9332      | ←              |  |
| 17       | 346         | Socket bolt with spring lock washer | 4                 | J1BE1-0602525  | ←              | For chain guide A, B                         |
| 18       | 337         | Limit lever                         | 1                 | ER2CS9337      | ←              |  |
| 19       | 338         | Limit lever pin                     | 1                 | ER2CS9338      | ←              |  |
| 20       | 357         | Limit lever spring                  | 1                 | ER2CS9357      | ←              |  |
| 21       | 053         | Cushion rubber                      | 2                 | ER1CS9053      | ←              |  |
| 22       | 1041        | Stopper assembly                    | 1                 | ER1CS1041      | ←              |  |
| 23       | 1011        | Bottom hook complete set            | 1                 | ER2CS1011      | ←              |  |
| 24       | 1002        | Hook latch assembly                 | 1                 | ER2CS1002      | ←              | Bottom hook                                  |
| 25       | BKT2-KITPC  | BUCKET KIT PC                       | 1                 | BKT2-KIT-PC    | ←              |  |
| 26       | 1401        | Chain container P assembly          | 1                 | ER2CS1401      | ←              | Max. lifting height 6m                       |
| 27       | 1416        | Container spring assembly           | 1                 | ER2CS1416      | ←              |  |
| 28       | BKT2-KITC1  | BUCKET KIT C1                       | 1                 | BKT2-KIT-C1    | ←              | For chain container (C1) assembly            |
|          | BKT2-KITC2  | BUCKET KIT C2                       | 1                 | BKT2-KIT-C2    | ←              | For chain container (C2) assembly            |
| 29       | 5403        | Chain container (C1) assembly       | 1                 | ER2CS5403      | ←              | Max. lifting height 8m for fabric            |
|          | 5405        | Chain container (C2) assembly       | 1                 | ER2CS5405      | ←              | Max. lifting height 15m for fabric           |
| 30       | 417         | Socket bolt                         | 1                 | J1BE1-0807528  | ←              | Container hanger A for fabric container side |
| 31       | 418         | Lever nut                           | 1                 | C2BA100-9074   | ←              | Container hanger A for fabric container side |
| 32       | 419         | Socket bolt                         | 1                 | J1BE1-0604508  | ←              | Container hanger B for fabric container side |
| 33       | 420         | U nut                               | 1                 | E5SE003S9855   | ←              | Container hanger B for fabric container side |
| 34       | 874         | Load chain                          | 1                 | KBAN060W       | ←              | Nickel plating specification                 |
| 35       | 1951        | Lubricant tube assembly             | 1                 | ER2CS1951      | ←              | Max. lifting height 6m                       |

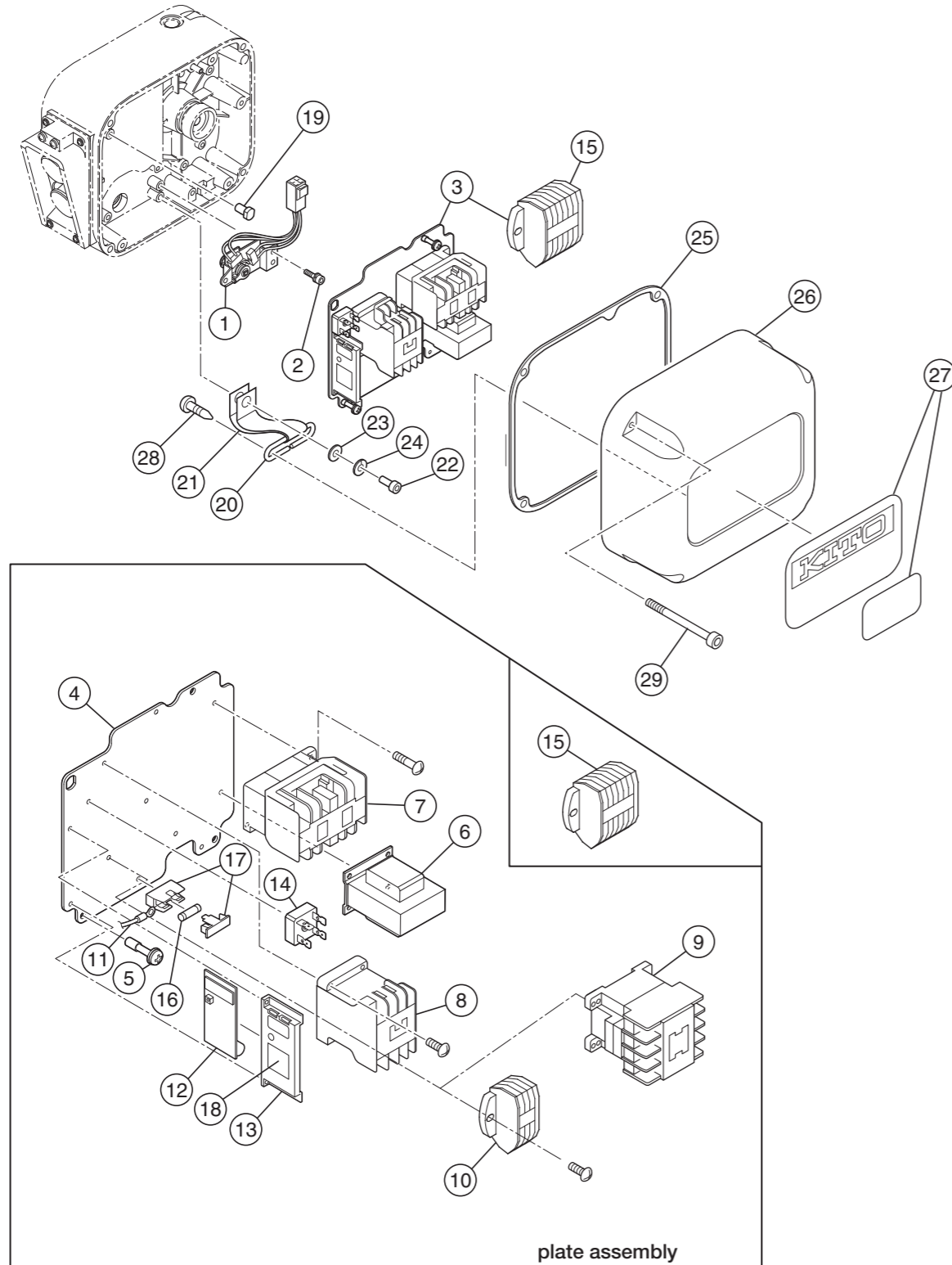
### Load chain

| Body size                     |                      | ER2-C          |                |
|-------------------------------|----------------------|----------------|----------------|
| Type                          |                      | ER2-005S/IS/SD | ER2-005L/IL/LD |
| Load chain number of falls    |                      | 1              |                |
| Load chain wire diameter (mm) |                      | φ6.0           |                |
| Wire length allowance (m)     | Lifting height 4m/6m | 0.39/0.40      |                |
| Total length (m)              | Lifting height 4m/6m | 4.39/6.40      |                |



# Controller cover electric component

ER2-005S/SD,ER2-005L/LD



# Controller cover electric component

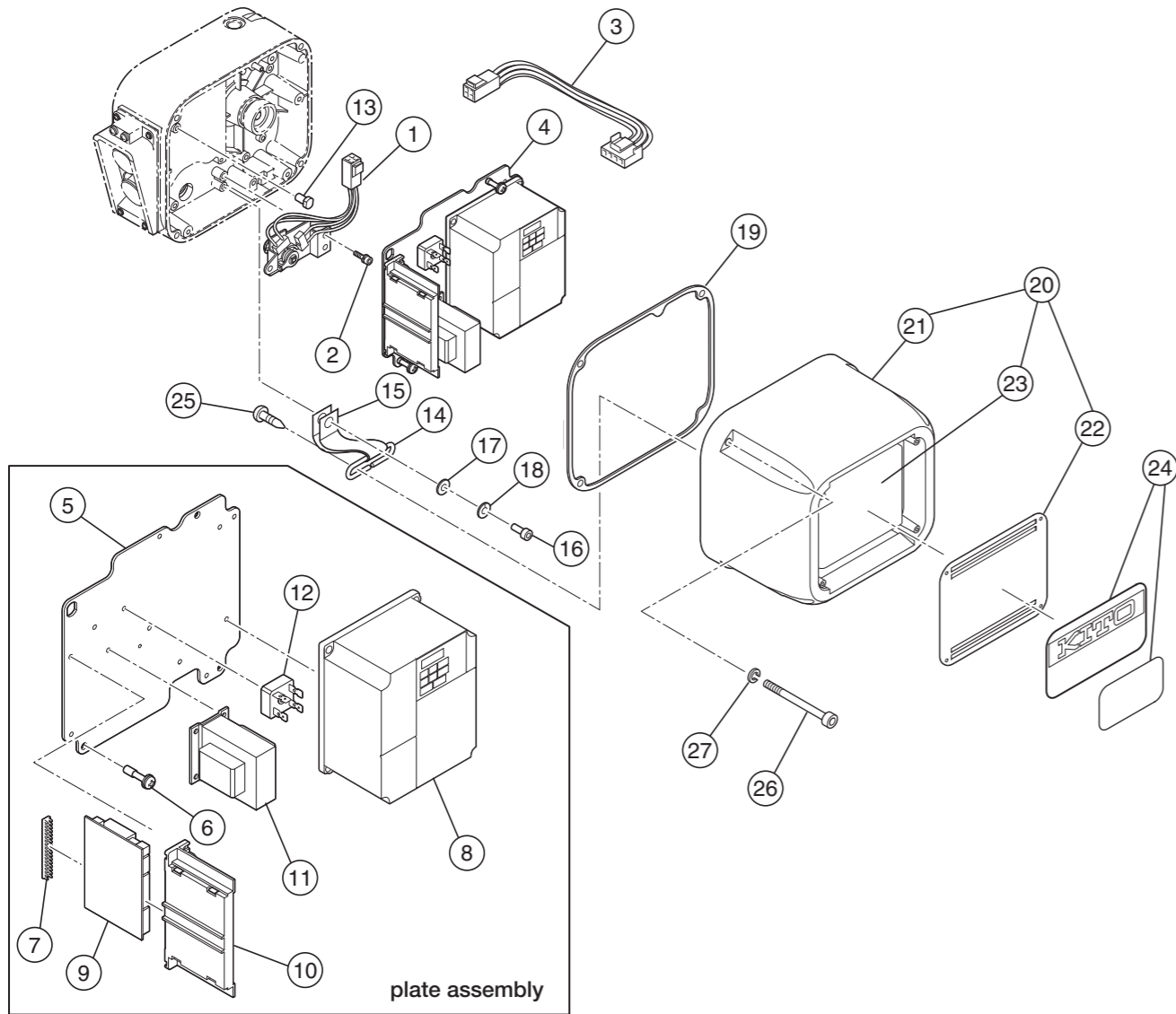
ER2-005S/SD,ER2-005L/LD

| Figure # | Part Number | Part Name                 | Quantity per unit | ER2-C         |              | Remark   |
|----------|-------------|---------------------------|-------------------|---------------|--------------|--|
|          |             |                           |                   | ER2-005S/SD   | ER2-005L/LD  |  |
| 1        | 1060        | Limit switch complete set | 1                 | ER2C1060      | ←            |  |
| 2        | 124         | Machine screw socket bolt | 3                 | J1BG1-0601212 | ←            | For limit switch                                   |
| 3        | 1441        | Plate assembly            | 1                 |               |              | *  |
| 4        | 441         | Plate                     | 1                 | ER2CS9441     | ←            |  |
| 5        | 445         | Plate screw               | 3                 | ER1BS9445     | ←            |  |
| 6        | 577         | Transformer               | 1                 |               |              | *  |
| 7        | 578         | Electromagnetic contactor | 1                 |               |              | For forward/reverse switching*                     |
| 8        | 580         | Electromagnetic contactor | 1                 | MGC14302C     | ←            | For emergency stop, 200V, 400V, 500V Class         |
|          |             |                           |                   | MGC14306C     | ←            | For emergency stop, 230/460V Class                 |
| 9        | 579         | Electromagnetic contactor | 1                 | MGC12222C     | ←            | For 500V Class dual speed                          |
| 10       | 581         | Terminal plate 3P         | 1                 | ECP1303AB     | ←            | For 230/460V Class                                 |
| 11       | 583         | Lead wire                 | 1                 |               |              | *  |
| 12       | 582         | CH meter                  | 1                 | ECP91CHAC     | ECP91CHAD    |  |
| 13       | 597         | CH meter support          | 1                 | ECP99BKBA     | ←            |  |
| 14       | 598         | Rectifier                 | 1                 | ECP93DIAA     | ←            |  |
| 15       | 601         | Terminal plate 6P         | 1                 | ECP1306AD     | ←            | For 230/460V Class                                 |
| 16       | 602         | Fuse                      | 1                 |               |              | *  |
| 17       | 603         | Fuse holder               | 1                 | ECP92FZAA     | ←            |  |
| 18       | 838         | Name plate CH             | 1                 | ECP99CHAA     | ←            |  |
| 19       | 449         | Fulcrum pin               | 1                 | ER2CS9449     | ←            | Plate rotation center pin                          |
| 20       | 456         | Cover suspender           | 1                 | ER2CS9456     | ←            |  |
| 21       | 457         | Cover belt                | 1                 | ER2CS9457     | ←            |  |
| 22       | 458         | Socket bolt               | 1                 | J1BE1-0601616 | ←            | For belt (attached to gear case)                   |
| 23       | 459         | Plain washer              | 1                 | ER1BS9436     | ←            | For belt (attached to gear case)                   |
| 24       | 460         | Spring lock washer        | 1                 | J1WS011-20060 | ←            | For belt (attached to gear case)                   |
| 25       | 117         | Packing C                 | 1                 | ER2CS9117     | ←            | For controller cover                               |
| 26       | 104         | Controller cover          | 1                 | ER2CS9104     | ←            |  |
|          | 800         | Name plate B              | 1                 | ER2BJC05S9A3  | ER2BJC05L9A3 | For single speed                                   |
|          | 801         | Name plate B              | 1                 | ER2BJC05S9A5  | ←            | For 500V class dual speed                          |
|          | 802         | Name plate D              | 1                 | ER2BJC05S9A6  | ←            |  |
| 28       | 114         | Pan head machine screw    | 2                 | J1AK2-5001212 | ←            | For cover suspender (attached to controller cover) |
| 29       | 153         | Machine screw socket bolt | 4                 | J1BG1-0504022 | ←            | For controller cover                               |

\* The part codes vary depending on the power supply voltage.

# Controller cover electric component (Inverter dual speed)

ER2-005IS,ER2-005IL



# Controller cover electric component (Inverter dual speed)

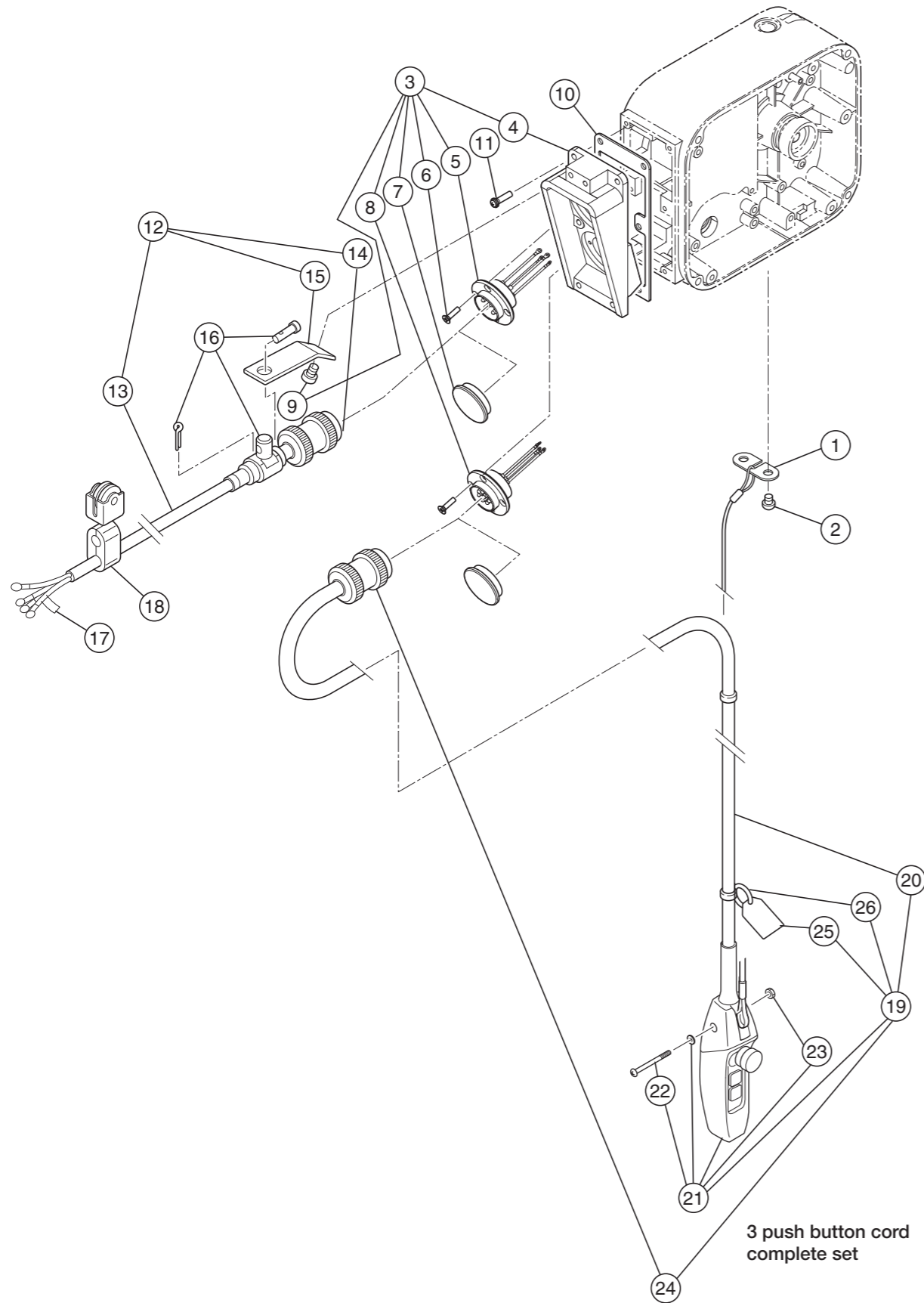
ER2-005IS,ER2-005IL

| Figure # | Part Number | Part Name                 | Quantity per unit | ER2-C         |              | Remark   |
|----------|-------------|---------------------------|-------------------|---------------|--------------|--|
|          |             |                           |                   | ER2-005IS     | ER2-005IL    |  |
| 1        | 1060        | Limit switch complete set | 1                 | ER2CI1060     | ←            |  |
| 2        | 124         | Machine screw socket bolt | 3                 | J1BG1-0601212 | ←            | For limit switch                                 |
| 3        | 554         | LS harness                | 1                 | ER2CI9554     | ←            |  |
| 4        | 1441        | Plate assembly            | 1                 |               |              | *  |
| 5        | 441         | Plate                     | 1                 | ER2CI9441     | ←            |  |
| 6        | 445         | Plate screw               | 3                 | ER1BS9445     | ←            |  |
| 7        | 448         | Bushing                   | 1                 | ECP99JBAC     | ←            |  |
| 8        | 1571        | Inverter assembly         | 1                 |               |              | *  |
| 9        | 508         | Interface board           | 1                 |               |              | *  |
| 10       | 509         | Board support             | 1                 | ECP99BKAA     | ←            |  |
| 11       | 577         | Transformer               | 1                 |               |              | *  |
| 12       | 598         | Rectifier                 | 1                 | ECP93DIAA     | ←            |  |
| 13       | 449         | Fulcrum pin               | 1                 | ER2CS9449     | ←            | Plate rotation center pin                        |
| 14       | 456         | Cover sponder             | 1                 | ER2CS9456     | ←            |  |
| 15       | 457         | Cover belt                | 1                 | ER2CS9457     | ←            |  |
| 16       | 458         | Socket bolt               | 1                 | J1BE1-0601616 | ←            | For cover belt (attached to gear case)           |
| 17       | 459         | Plain washer              | 1                 | ER1BS9436     | ←            | For cover belt (attached to gear case)           |
| 18       | 460         | Spring lock washer        | 1                 | J1WS011-20060 | ←            | For cover belt (attached to gear case)           |
| 19       | 117         | Packing C                 | 1                 | ER2CS9117     | ←            | For controller cover                             |
| 20       | 2104        | Controller cover assembly | 1                 |               |              | *  |
| 21       | 104         | Controller cover          | 1                 | ER2CI9104     | ←            |  |
| 22       | 185         | Resistor cover            | 1                 | ER2CI9185     | ←            |  |
| 23       | 5505        | Braking resistor assembly | 1                 |               |              | *  |
| 24       | 800         | Name plate B              | 1                 | ER2BJC05I9A5  | X            |  |
|          | 801         | Name plate B              | 1                 | X             | ER2BJC05I9A3 |  |
|          | 802         | Name plate D              | 1                 | X             | ER2BJC05S9A6 |  |
| 25       | 114         | Pan head machine screw    | 2                 | J1AK2-5001212 | ←            | For cover sponder (attached to controller cover) |
| 26       | 153         | Socket bolt               | 4                 | J1BE1-0504022 | ←            | For controller cover                             |
| 27       | 154         | Toothed lock washer       | 4                 | J1WH012-10050 | ←            | For controller cover                             |

\* The part codes vary depending on the power supply voltage.

# Power supply cable, push button (Plug connection)

ER2-005S/IS/SD,ER2-005L/IL/LD



# Power supply cable, push button (Plug connection)

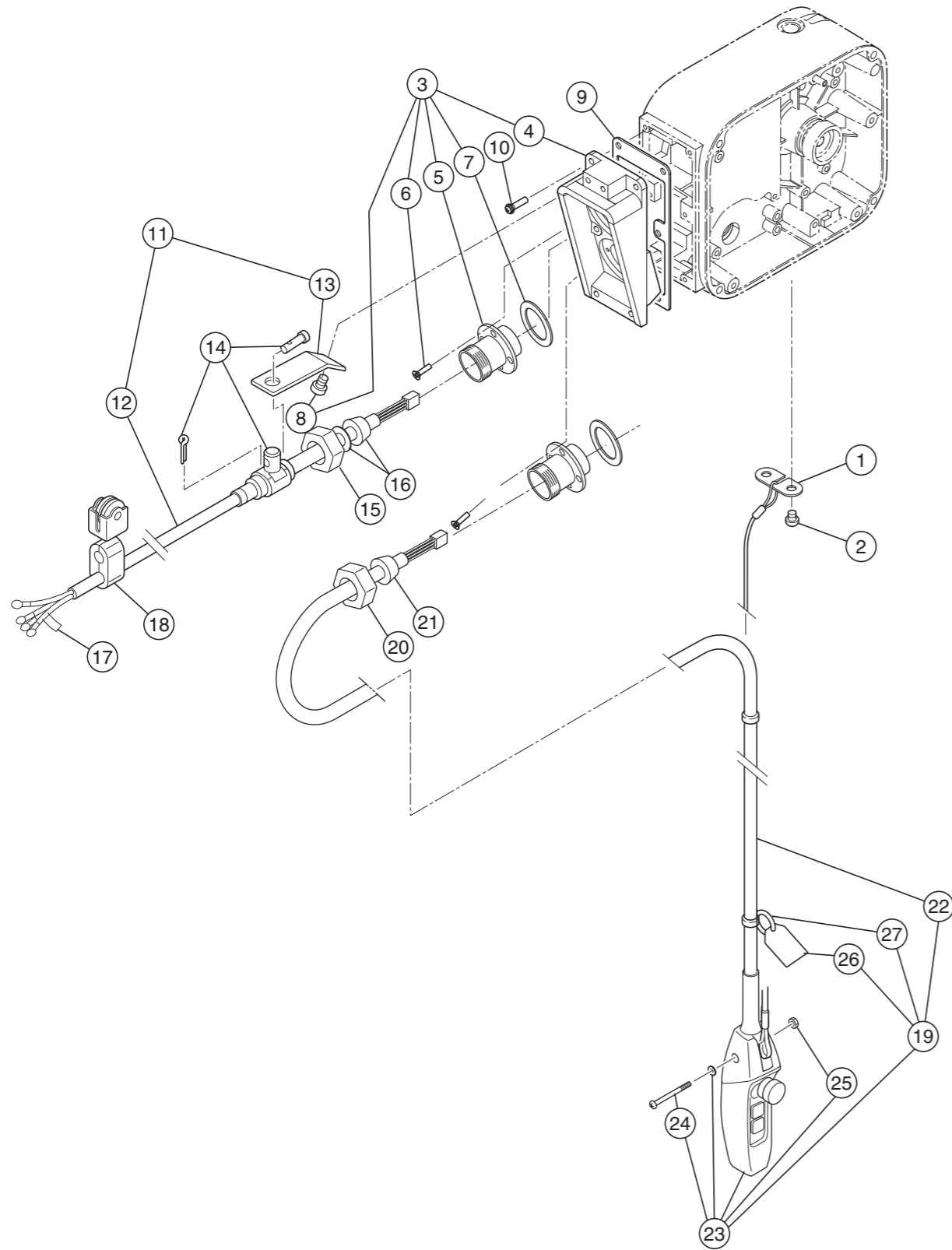
ER2-005S/IS/SD,ER2-005L/IL/LD

| Figure # | Part Number | Part Name                          | Quantity per unit | ER2-C          |                | Remark  |
|----------|-------------|------------------------------------|-------------------|----------------|----------------|---|
|          |             |                                    |                   | ER2-005S/IS/SD | ER2-005L/IL/LD |   |
| 1        | 535         | Cord support (wire stopper)        | 1                 | ER1BS9534      | ←              |   |
| 2        | 536         | Machine screw with spring washer   | 2                 | J1AP2-5001212  | ←              | For cord support L                                  |
| 3        | 1511        | Socket frame complete set          | 1                 |                |                | *   |
| 4        | 511         | Socket frame                       | 1                 | ER2CS9511      | ←              |   |
| 5        | 1523        | Socket 4P assembly                 | 1                 |                |                | *   |
| 6        | 537         | Tapping flat head machine screw    | 8                 | E6SE003S95/51  | ←              | For socket 4P, 8P                                   |
| 7        | 538         | Socket cover 4P                    | 2                 |                |                | For socket 4P, 8P; Attached upon assembly packaging |
| 8        | 1564        | Socket 8P assembly                 | 1                 |                |                | *   |
| 9        | 546         | Machine screw with spring washer   | 2                 | J1AP2-6001616  | ←              | For cable arm                                       |
| 10       | 512         | Socket frame packing               | 1                 | ER2CS9512      | ←              | For socket frame                                    |
| 11       | 516         | Machine screw with spring washer   | 6                 | J1AP2-5002020  | ←              | For socket frame                                    |
| 12       | 1521        | Power supply cable 4C assembly     | 1                 | ZBZA12CJ1000   | ←              |   |
| 13       | 521         | Power supply cable 4C              | 1                 |                |                |   |
| 14       | 522         | Plug 4P                            | 1                 | ECP2304AD      | ←              |   |
| 15       | 541         | Cable support arm                  | 1                 | ER1BS9541      | ←              |   |
| 16       | 1542        | Cable support 12 assembly          | 1                 | E7AX003S2822   | ←              |   |
| 17       | 823         | Name plate G                       | 1                 | E6LE010S9806   | ←              |   |
| 18       | 1527        | Cable hanger 14 assembly           | n                 |                |                |   |
| 19       | 1557        | 3 push button cord 4C complete set | 1                 | ZB10025W1000   | ←              | Single speed  |
|          |             |                                    |                   | ZB20025W1000   | ←              | Dual speed  |
| 20       | 557         | Push button cord 4C                | 1                 | Z3CR401-0000   | ←              | Single speed  |
|          |             | Push button cord 5C                |                   | Z3CR501-0000   | ←              | Dual speed  |
| 21       | 1561        | 3 push button switch assembly      | 1                 | SWDB100AA      | ←              | Single speed  |
|          |             |                                    |                   | SWDB200AA      | ←              | Dual speed  |
| 22       | 626         | Machine screw                      | 1                 | J1AP2-4002608  | ←              |   |
| 23       | 627         | Nut                                | 1                 | J1AN004-10040  | ←              |   |
| 24       | 566         | Plug 8P                            | 1                 | ECP2108AA      | ←              | Single speed  |
|          |             |                                    |                   | ECP2108AB      | ←              | Dual speed  |
| 25       | 567         | Warning tag PB                     | 1                 | SWD9013AB      | ←              |   |
| 26       | 568         | Tag holder                         | 1                 | E7SE003S9787   | ←              |   |

\* The part codes vary depending on the power supply voltage.

# Power supply cable, push button (Direct connection)

ER2-005S/IS/SD,ER2-005L/IL/LD



3 push button cord complete set

# Power supply cable, push button (Direct connection)

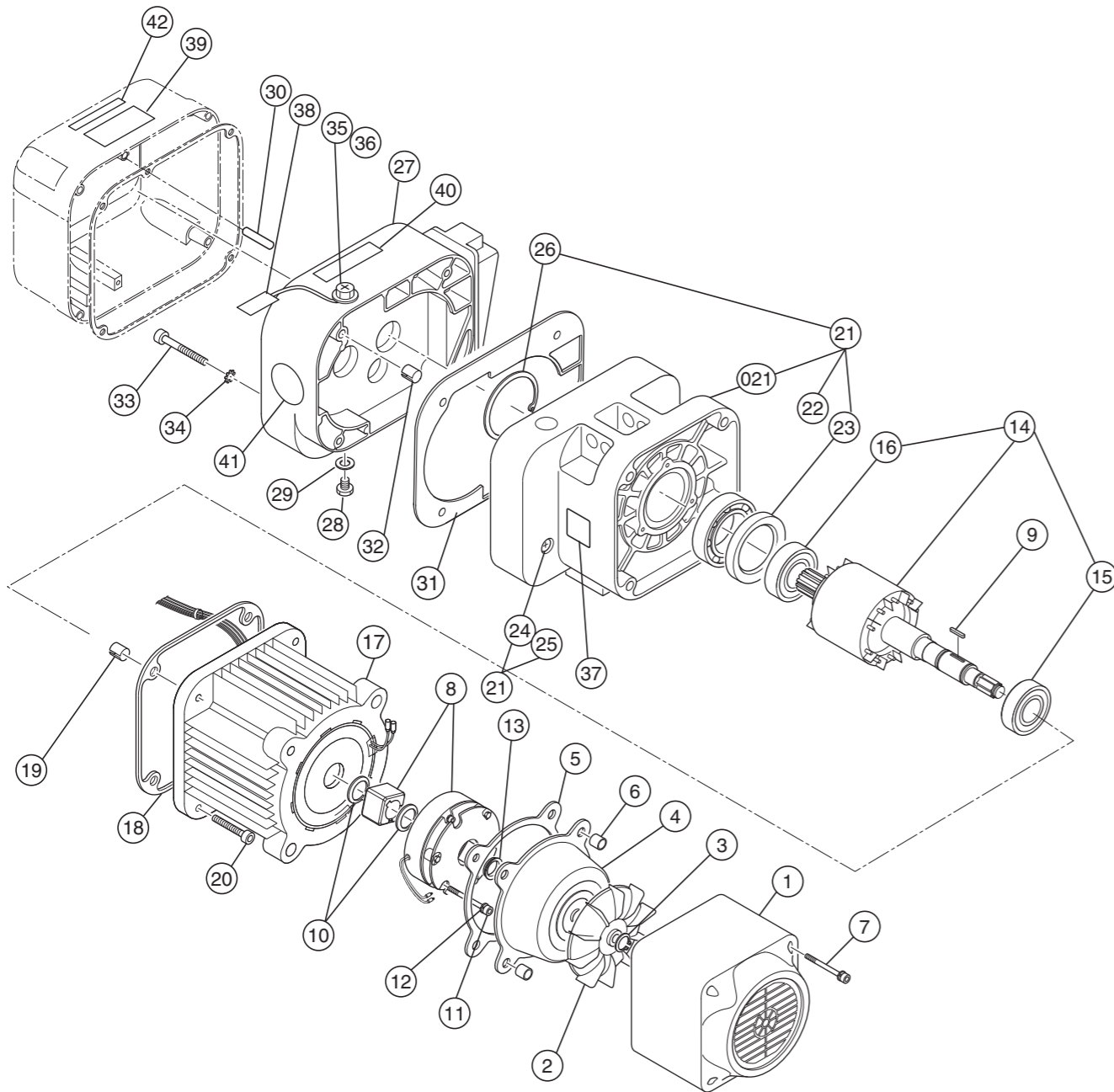
ER2-005S/IS/SD,ER2-005L/IL/LD

| Figure # | Part Number | Part Name                          | Quantity per unit | ER2-C          |                | Remark                |
|----------|-------------|------------------------------------|-------------------|----------------|----------------|-----------------------|
|          |             |                                    |                   | ER2-005S/IS/SD | ER2-005L/IL/LD |                       |
| 1        | 535         | Cord support(wire stopper)         | 1                 | ER1BS9534      | ←              |                       |
| 2        | 536         | Machine screw with spring washer   | 2                 | J1AP2-5001212  | ←              | For cord support L    |
| 3        | 2511        | Socket frame complete set          | 1                 | ER2CS2511      | ←              |                       |
| 4        | 511         | Socket frame                       | 1                 | ER2CS9511      | ←              |                       |
| 5        | 575         | Holder C                           | 2                 | ECP5924AL      | ←              |                       |
| 6        | 517         | Tapping flat head machine screw    | 8                 | E6SE003S9551   | ←              | For holder C          |
| 7        | 568         | Holder packing                     | 2                 | ECP5924AM      | ←              | For holder C          |
| 8        | 546         | Machine screw with spring washer   | 2                 | J1AP2-6001616  | ←              | For cable support arm |
| 9        | 512         | Socket frame packing               | 1                 | ER2CS9512      | ←              |                       |
| 10       | 516         | Machine screw with spring washer   | 6                 | J1AP-5002020   | ←              | For socket frame      |
| 11       | 1521        | Power supply cable 4C assembly     | 1                 | ZBZB12CJ1000   | ←              |                       |
| 12       | 521         | Power supply cable 4C              | 1                 |                |                |                       |
| 13       | 541         | Cable support arm                  | 1                 | ER1BS9541      | ←              |                       |
| 14       | 1542        | Cable support 12 assembly          | 1                 | E7AX003S2822   | ←              |                       |
| 15       | 569         | Holder A                           | 1                 | ECP5924AA      | ←              |                       |
| 16       | 574         | Cable packing                      | 1                 | ECP6912AA      | ←              |                       |
| 17       | 823         | Name plate G                       | 1                 | E6LE010S9806   | ←              |                       |
| 18       | 1527        | Cable hanger 14 assembly           | n                 |                |                |                       |
| 19       | 1557        | 3 push button cord 4C complete set | 1                 | ZBS0025W1000   | ←              | Single speed          |
|          |             |                                    |                   | ZBD0025W1000   | ←              | Dual speed            |
| 20       | 341         | Holder A                           | 1                 | ECP5924AA      | ←              |                       |
| 21       | 351         | Cable packing                      | 1                 | ECP6912AA      | ←              |                       |
| 22       | 557         | Push button cord 4C                | 1                 | Z3CR401-0000   | ←              | Single speed          |
|          |             | Push button cord 5C                |                   | Z3CR501-0000   | ←              | Dual speed            |
| 23       | 1561        | 3 push button switch assembly      | 1                 | SWDB100AA      | ←              | Single speed          |
|          |             |                                    |                   | SWDB200AA      | ←              | Dual speed            |
| 24       | 626         | Machine screw                      | 1                 | J1AP2-4002608  | ←              |                       |
| 25       | 627         | Nut                                | 1                 | J1AN004-10040  | ←              |                       |
| 26       | 567         | Warning tag PB                     | 1                 | SWD9013AB      | ←              |                       |
| 27       | 568         | Tag holder                         | 1                 | E7SE003S9787   | ←              |                       |



# Body,gear case,motor

## ER2-010S/IS/SD,ER2-010L/IL/LD



# Body,gear case,motor

## ER2-010S/IS/SD,ER2-010L/IL/LD

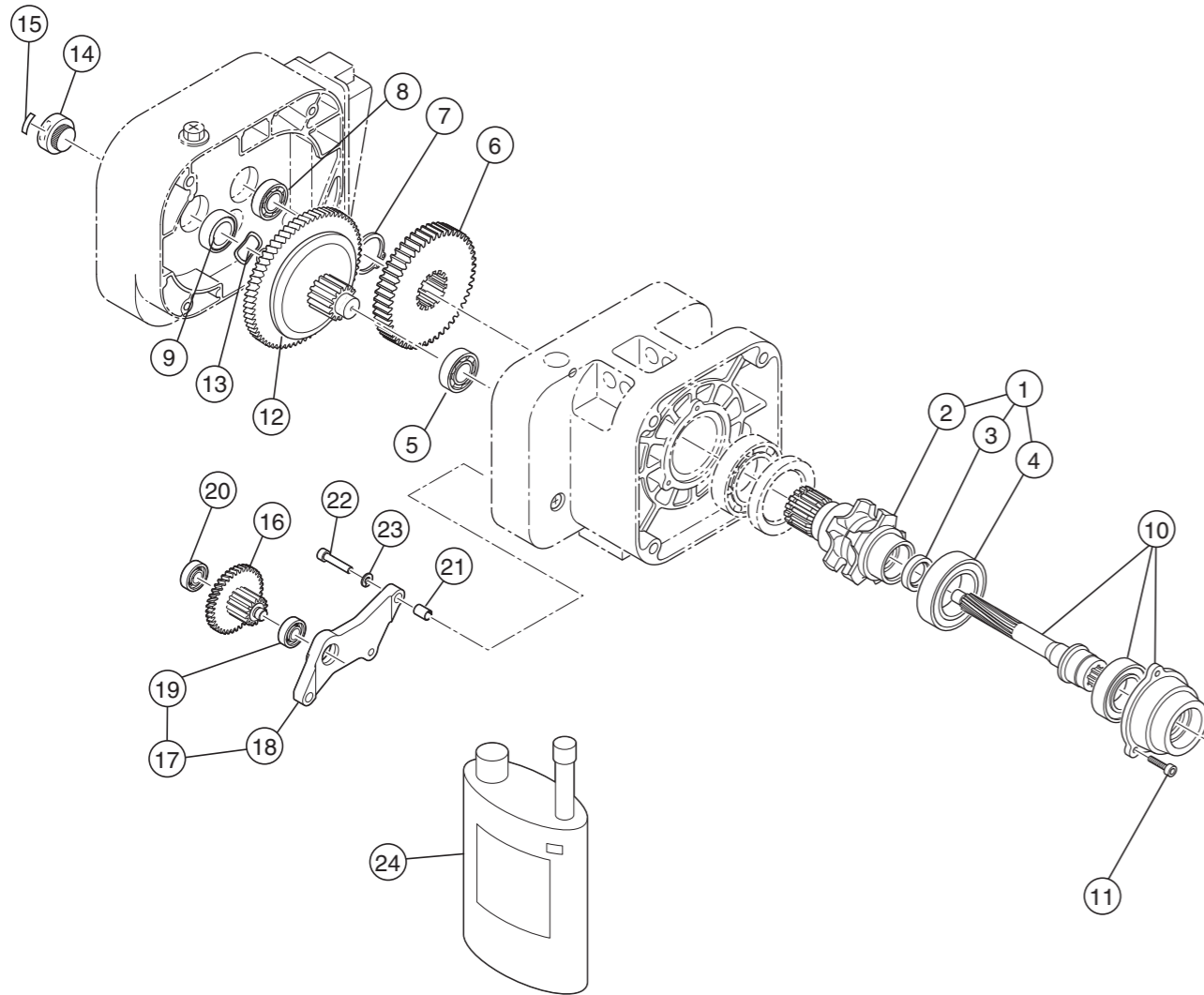
| Figure # | Part Number | Part Name                      | Quantity per unit | ER2-D         |           |                | Remark                                      |
|----------|-------------|--------------------------------|-------------------|---------------|-----------|----------------|---|
|          |             |                                |                   | ER2-010S/IS   | ER2-010SD | ER2-010L/IL/LD |   |
| 1        | 107         | Fan cover                      | 1                 | ER2DS9107     | ←         | ER2CS9107      |   |
| 2        | 108         | Fan                            | 1                 | ER2DS9108     | ←         | ER2CS9108      |   |
| 3        | 323         | Snap ring                      | 1                 | J1SS000-00016 | ←         | JISS000-00013  | For fan                                     |
| 4        | 115         | Brake cover                    | 1                 | ER2DS9115     | ←         | ER2CS9115      |   |
| 5        | 119         | Packing B                      | 1                 | ER2DS9119     | ←         | ER2CS9119      | For brake cover                             |
| 6        | 140         | Set pin S                      | 2                 | E6SE005S9120  | ←         | ←              | For fan cover, brake cover                  |
| 7        | 160         | Socket bolt                    | 4                 | J1BE1-0504522 | ←         | ←              | For fan cover, brake cover                  |
| 8        | 1362        | Electromagnetic brake assembly | 1                 |               |           |                | With hub spring*1                           |
| 9        | 360         | Key B                          | 1                 | ER2DS9360     | ←         | ER2CS9360      | For electromagnetic brake                   |
| 10       | 361         | Snap ring                      | 2                 | J1SS000-00024 | ←         | ←              | For electromagnetic brake                   |
| 11       | 167         | Socket bolt                    | 3                 | J1BE1-0604024 | ←         | ←              | For electromagnetic brake                   |
| 12       | 168         | Spring lock washer             | 3                 | J1WS011-20060 | ←         | ←              | For electromagnetic brake                   |
| 13       | 210         | V ring                         | 1                 | ER2DS9210     | ←         | ER2CS9210      | Packing between motor shaft and brake cover |
| 14       | 5502        | Motor shaft with rotor         | 1                 | ER2DS5502     | ←         | ER2DL5502      |   |
| 15       | 202         | Ball bearing                   | 1                 | J1GR0C0-06005 | ←         | ←              | For motor frame                             |
| 16       | 208         | Ball bearing                   | 1                 | J1GR050-60-22 | ←         | ←              | For bearing holder (for motor shaft)        |
| 17       | 5501        | Motor frame with stator        | 1                 |               |           |                | *1  |
| 18       | 118         | Packing M                      | 1                 | ER2DS9118     | ←         | ←              | For motor frame                             |
| 19       | 138         | Set pin S                      | 2                 | ER1DS9138     | ←         | ←              | For motor frame                             |
| 20       | 155         | Socket bolt                    | 4                 | J1BE1-1003535 | ←         | ←              | For motor frame                             |
| 21       | 6101        | Body B assembly                | 1                 | ER2DS6101     | ←         | ←              | Dedicated body for friction*2               |
| 021      | 101         | Body B                         | 1                 | ER2DS9101     | ←         | ←              | Dedicated body for friction*2               |
| 22       | 243         | Ball bearing                   | 1                 | J1GR0A0-06006 | ←         | ←              | For load sheave (gear case side)            |
| 23       | 244         | Oil seal                       | 1                 | ER2BS9244     | ←         | ←              | For load sheave (gear case side)            |
| 24       | 133         | Oil plug                       | 1                 | E5FE003S9111  | ←         | ←              |   |
| 25       | 136         | Plug packing                   | 1                 | E2YS005-9109  | ←         | ←              | For oil plug                                |
| 26       | 207         | Snap ring                      | 1                 | J1SR000-00068 | ←         | ←              |   |
| 27       | 6103        | Gear case assembly             | 1                 | ER2DS6103     | ←         | ←              |   |
| 28       | 133         | Oil plug                       | 1                 | E5FE003S9111  | ←         | ←              | For gear case                               |
| 29       | 136         | Plug packing                   | 1                 | E2YS005-9109  | ←         | ←              | For oil plug                                |
| 30       | 139         | Spring pin                     | 1                 | J1PS11-060025 | ←         | ←              |   |
| 31       | 116         | Packing G                      | 1                 | ER2DS9116     | ←         | ←              | For gear case                               |
| 32       | 137         | Set pin S                      | 2                 | E6SE005S9120  | ←         | ←              | For gear case                               |
| 33       | 151         | Socket bolt                    | 4                 | J1BE1-0606024 | ←         | ←              | For gear case                               |
| 34       | 152         | Toothed lock washer            | 4                 | J1WH012-10060 | ←         | ←              | For gear case                               |
| 35       | 135         | Oil plug B                     | 1                 | ER1BS9135     | ←         | ←              | For gear case                               |
| 36       | 173         | Eyebolt packing                | 1                 | E2YS005-9116  | ←         | ←              | For oil plug B                              |
| 37       | 960         | Name plate load side E         | 1                 | ER1BS9960     | ←         | ←              | Load side                                   |
| 38       | 953         | Oil Full tag                   | 1                 | ER1BS9953     | ←         | ←              |   |
| 39       | 935         | Warning sticker E              | 1                 | ER2CS9936     | ←         | ←              |   |
| 40       | 810         | Name plate OF                  | 1                 | ER2CS9847     | ←         | ←              |   |
| 41       | 868         | Name plate AD                  | 1                 | ER1BS9868     | ←         | ER1BL9868      | Speed display                               |
| 42       | 820         | Warning sticker HW             | 1                 | ER2CI9806     | X         | ER2CI9806      | For inverter dual speed                     |

\*1 The part codes vary depending on the power supply voltage.  
\*2 It is for ER2B body. Use with the exclusive Top Pin for ER2B.

# Pinion,friction,gear

Pinion,friction,gear

## ER2-010S/IS/SD,ER2-010L/IL/LD

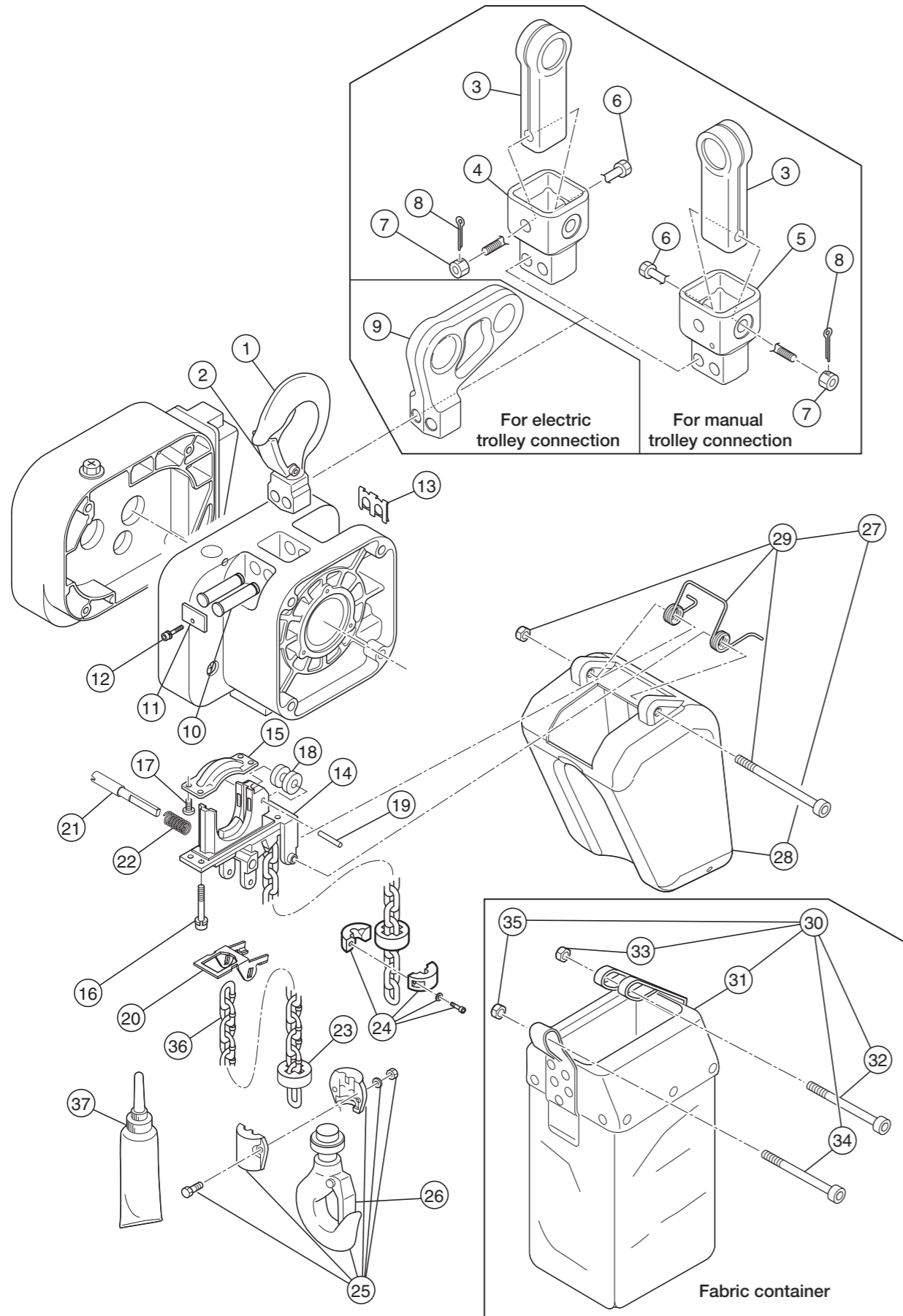


## ER2-010S/IS/SD,ER2-010L/IL/LD

| Figure # | Part Number | Part Name                    | Quantity per unit | ER2-D         |               |             |           | Remark                       |
|----------|-------------|------------------------------|-------------------|---------------|---------------|-------------|-----------|------------------------------|
|          |             |                              |                   | ER2-010S/IS   | ER2-010SD     | ER2-010L/IL | ER2-010LD |                              |
| 1        | 6241        | Load sheave assembly         | 1                 | ER2DS6241     | ←             | ←           | ←         |                              |
| 2        | 241         | Load sheave                  | 1                 | ER2DS9241     | ←             | ←           | ←         |                              |
| 3        | 221         | Oil seal                     | 1                 | E5SE010S9221  | ←             | ←           | ←         | For pinion                   |
| 4        | 242         | Ball bearing                 | 1                 | J1GR0B0-06009 | ←             | ←           | ←         | For load sheave (motor side) |
| 5        | 238         | Ball bearing                 | 1                 | J1GR000-06304 | ←             | ←           | ←         | For gear #3 (body side)      |
| 6        | 240         | Load gear                    | 1                 | ER2DS9240     | ←             | ←           | ←         |                              |
| 7        | 245         | Snap ring                    | 1                 | J1SS000-00040 | ←             | ←           | ←         | For load gear                |
| 8        | 222         | Ball bearing                 | 1                 | J1GR0A0-06301 | ←             | ←           | ←         | For pinion (gear case side)  |
| 9        | 233         | Oil seal 22                  | 1                 | E6LE005S9235  | ←             | ←           | ←         | For seal collar              |
| 10       | 5220        | Pinion assembly              | 1                 | ER2DS5220     | ←             | ←           | ←         | With bearing holder          |
| 11       | 164         | Socket bolt                  | 3                 | J1BE1-0501818 | ←             | ←           | ←         | For bearing holder           |
| 12       | 1223        | Friction clutch complete set | 1                 | ER2DS1223     | ER2DB1223     | ER2DL1223   | ER2DC1223 |                              |
| 13       | 234         | Wave washer                  | 1                 | E1DBX20S9311  | ←             | ←           | ←         |                              |
| 14       | 235         | Nut cover                    | 1                 | ER1CS9235     | ←             | ←           | ←         |                              |
| 15       | 840         | Name plate FP                | 1                 | ER1BS9892     | ←             | ←           | ←         |                              |
| 16       | 5262        | Gear B assembly              | 1                 | X             | ER2DL5262     | ←           | ←         |                              |
| 17       | 6261        | Gear holder plate assembly   | 1                 | X             | ER2DL6261     | ←           | ←         |                              |
| 18       | 261         | Gear holder plate            | 1                 | X             | ER2DL9261     | ←           | ←         |                              |
| 19       | 264         | Ball bearing                 | 1                 | X             | J1GR000-06001 | ←           | ←         |                              |
| 20       | 266         | Ball bearing                 | 1                 | X             | J1GR0A0-06000 | ←           | ←         | Gear B (gear case side)      |
| 21       | 270         | Set pin S                    | 2                 | X             | E6SE005S9120  | ←           | ←         | For gear holder plate        |
| 22       | 271         | Socket bolt                  | 3                 | X             | J1BE1-0603030 | ←           | ←         | For gear holder plate        |
| 23       | 272         | Spring lock washer           | 3                 | X             | J1WS011-20060 | ←           | ←         | For gear holder plate        |
| 24       | 1855S       | Oil pot F (0.7L)             | 1                 | ER1BS1855     | ←             | ←           | ←         |                              |

# Top/bottom hook,load chain,chain guide,chain container

## ER2-010S/IS/SD,ER2-010L/IL/LD



# Top/bottom hook,load chain,chain guide,chain container

## ER2-010S/IS/SD,ER2-010L/IL/LD

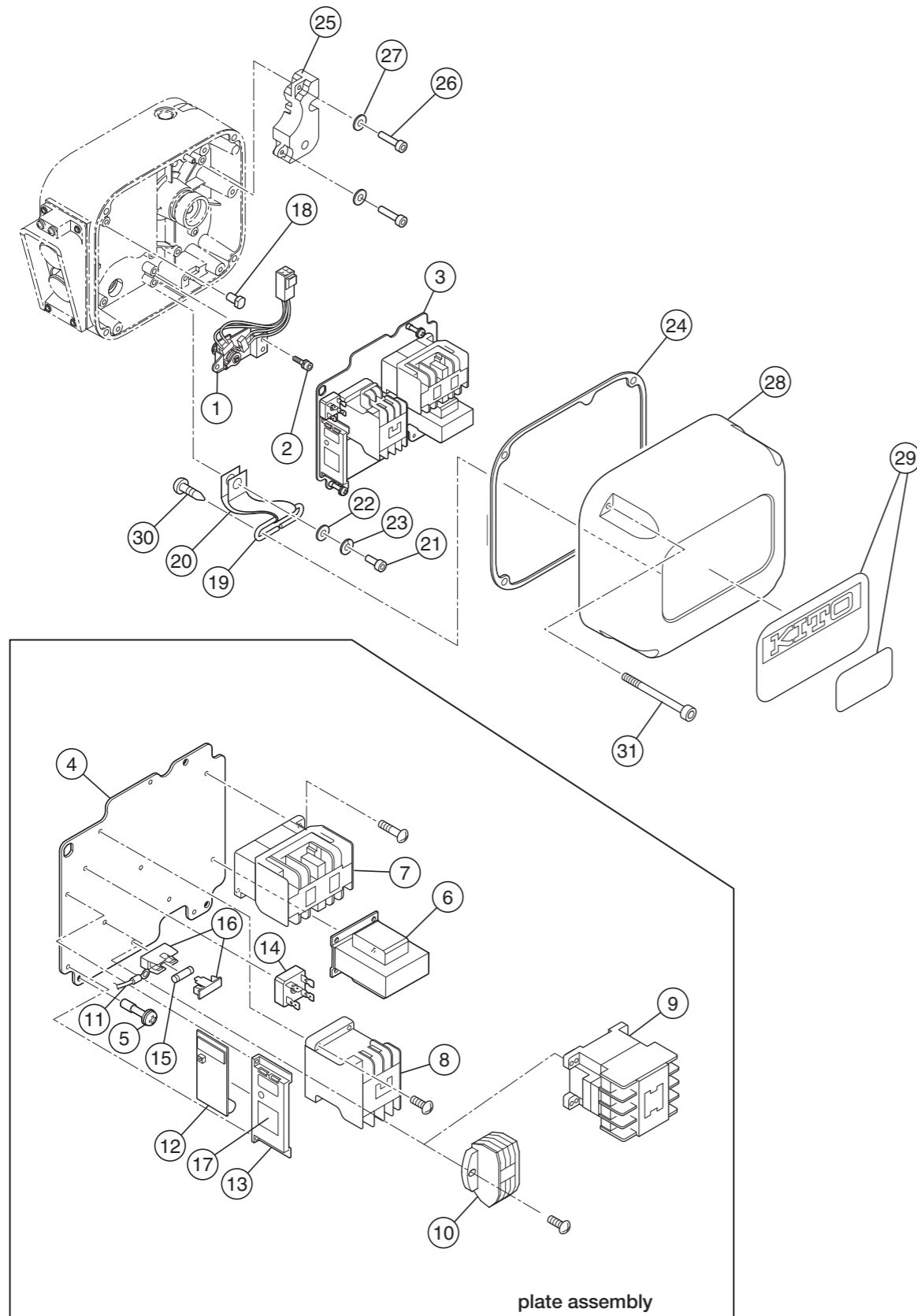
| Figure # | Part Number | Part Name                           | Quantity per unit | ER2-D         |           |             |           | Remark                                       |
|----------|-------------|-------------------------------------|-------------------|---------------|-----------|-------------|-----------|--|
|          |             |                                     |                   | ER2-010S/IS   | ER2-010SD | ER2-010L/IL | ER2-010LD |  |
| 1        | 1001        | Top hook assembly                   | 1                 | ER2DS1001     | ←         | ←           | ←         |  |
| 2        | 1002        | Hook latch assembly                 | 1                 | ER2DS1002     | ←         | ←           | ←         | For top hook                                 |
| 3        | 004         | Suspender                           | 1                 | T7GB010-9004  | ←         | ←           | ←         | For plain trolley, geared trolley connection |
| 4        | 027         | Connection yoke PG                  | 1                 | ER2CS5027     | ←         | ←           | ←         | For manual trolley connection                |
| 5        |             |                                     |                   |               |           |             |           |  |
| 6        | 032         | Yoke bolt                           | 1                 | ER1CS9032     | ←         | ←           | ←         | For connection yoke                          |
| 7        | 033         | Slotted nut                         | 1                 | J1NL001-10100 | ←         | ←           | ←         | For connection yoke                          |
| 8        | 034         | Split pin                           | 1                 | J1PW01-025018 | ←         | ←           | ←         | For connection yoke                          |
| 9        | 031         | Suspender T                         | 1                 | ER2DS9031     | ←         | ←           | ←         | For MR connection                            |
| 10       | 121         | Top pin                             | 2                 | ER2DS9121     | ←         | ←           | ←         | *For ER2B body connection                    |
| 11       | 123         | Plate A                             | 1                 | ER2CS9123     | ←         | ←           | ←         | For top pin                                  |
| 12       | 124         | Machine screw socket bolt           | 1                 | J1BG1-0601212 | ←         | ←           | ←         | For plate A                                  |
| 13       | 186         | Shaft clip                          | 1                 | ER2CS9186     | ←         | ←           | ←         | For top pin                                  |
| 14       | 331         | Chain guide A                       | 1                 | ER2DS9331     | ←         | ←           | ←         |  |
| 15       | 332         | Chain guide B                       | 1                 | ER2DS9332     | ←         | ←           | ←         |  |
| 16       | 346         | Socket bolt with spring lock washer | 4                 | J1BE1-0802525 | ←         | ←           | ←         | For chain guide A                            |
| 17       | 348         | Machine screw with spring washer    | 4                 | J1AP2-5001212 | ←         | ←           | ←         | For chain guide B                            |
| 18       | 333         | Guide roller                        | 1                 | ER2DS9333     | ←         | ←           | ←         |  |
| 19       | 334         | Roller pin                          | 1                 | ER1CS9334     | ←         | ←           | ←         |  |
| 20       | 337         | Limit lever                         | 1                 | ER2DS9337     | ←         | ←           | ←         |  |
| 21       | 338         | Limit lever pin                     | 1                 | ER2DS9338     | ←         | ←           | ←         |  |
| 22       | 357         | Limit lever spring                  | 1                 | ER2CS9357     | ←         | ←           | ←         |  |
| 23       | 053         | Cushion rubber                      | 2                 | ER1DS9053     | ←         | ←           | ←         |  |
| 24       | 1041        | Stopper assembly                    | 1                 | ER1DS1041     | ←         | ←           | ←         |  |
| 25       | 1011        | Bottom hook complete set            | 1                 | ER2DS1011     | ←         | ←           | ←         |  |
| 26       | 1002        | Hook latch assembly                 | 1                 | ER2DS1002     | ←         | ←           | ←         | Bottom hook                                  |
| 27       | BKT2-KITPD  | BUCKET KIT PD                       | 1                 | BKT2-KIT-PD   | ←         | ←           | ←         |  |
| 28       | 1401        | Chain container P assembly          | 1                 | ER2DS1401     | ←         | ←           | ←         | Max. lifting height 6m                       |
| 29       | 1416        | Container spring assembly           | 1                 | ER2DS1416     | ←         | ←           | ←         |  |
| 30       | BKT2-KITD1  | BUCKET KIT D1                       | 1                 | BKT2-KIT-D1   | ←         | ←           | ←         | For chain container (D1) assembly            |
|          | BKT2-KITD2  | BUCKET KIT D2                       | 1                 | BKT2-KIT-D2   | ←         | ←           | ←         | For chain container (D2) assembly            |
| 31       | 5403        | Chain container (D1) assembly       | 1                 | ER2DS5403     | ←         | ←           | ←         | Max. lifting height 8m                       |
|          | 5405        | Chain container (D2) assembly       | 1                 | ER2DS5405     | ←         | ←           | ←         | Max. lifting height 15m                      |
| 32       | 417         | Socket bolt                         | 1                 | J1BE1-0809028 | ←         | ←           | ←         | Container hanger A side                      |
| 33       | 418         | Lever nut                           | 1                 | C2BA100-9074  | ←         | ←           | ←         | Container hanger A side                      |
| 34       | 419         | Socket bolt                         | 1                 | J1BE1-0604508 | ←         | ←           | ←         | Container hanger B side                      |
| 35       | 420         | U nut                               | 1                 | E5SE003S9855  | ←         | ←           | ←         | Container hanger B side                      |
| 36       | 874         | Load chain                          | 1                 | KBAN077W      | ←         | ←           | ←         | Nickel plating specification                 |
| 37       | 1951        | Lubricant tube assembly             | 1                 | ER2CS1951     | ←         | ←           | ←         |  |

### Load chain

| Body size                     |                      | ER2-D       |           |             |           |
|-------------------------------|----------------------|-------------|-----------|-------------|-----------|
| Type                          |                      | ER2-010S/IS | ER2-010SD | ER2-010L/IL | ER2-010LD |
| Load chain number of falls    |                      | 1           |           |             |           |
| Load chain wire diameter (mm) |                      | φ7.7        |           |             |           |
| Wire length allowance (m)     | Lifting height 4m/6m | 0.43/0.46   |           |             |           |
| Total length (m)              | Lifting height 4m/6m | 4.43/6.46   |           |             |           |

# Controller cover electric component

ER2-010S/SD,ER2-010L/LD



# Controller cover electric component

ER2-010S/SD,ER2-010L/LD

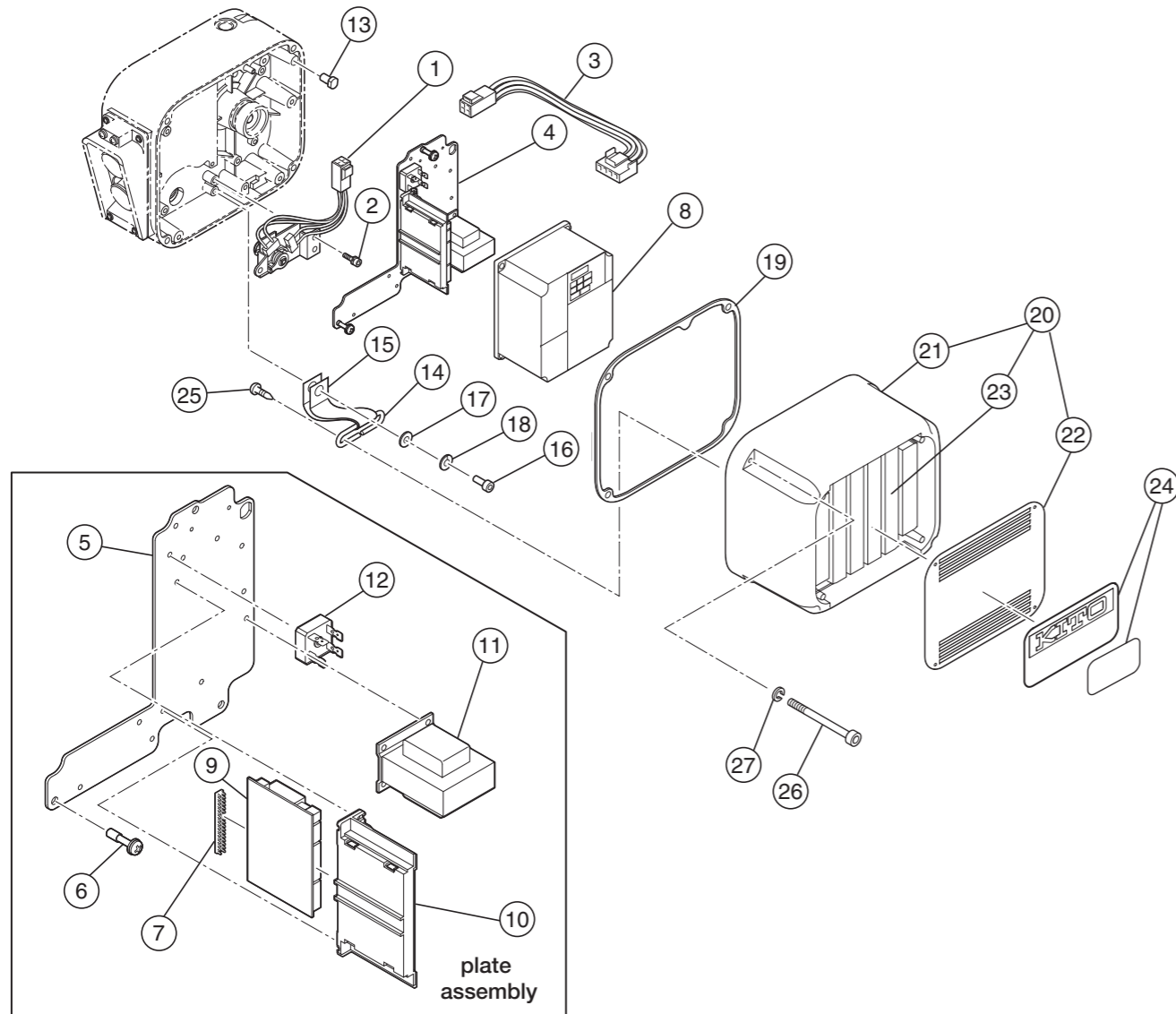
| Figure # | Part Number | Part Name                 | Quantity per unit | ER2-D         |              | Remark   |
|----------|-------------|---------------------------|-------------------|---------------|--------------|--|
|          |             |                           |                   | ER2-010S/SD   | ER2-010L/LD  |  |
| 1        | 1060        | Limit switch complete set | 1                 | ER2C1060      | ←            |  |
| 2        | 124         | Machine screw socket bolt | 3                 | J1BG1-0601212 | ←            | For limit switch                                   |
| 3        | 1441        | Plate assembly            | 1                 |               |              | *  |
| 4        | 441         | Plate                     | 1                 | ER2DS9441     | ←            |  |
| 5        | 445         | Plate screw               | 3                 | ER1BS9445     | ←            |  |
| 6        | 577         | Transformer               | 1                 |               |              | *  |
| 7        | 578         | Electromagnetic contactor | 1                 |               |              | For forward/reverse switching*                     |
| 8        | 580         | Electromagnetic contactor | 1                 | MGC14302C     | ←            | For emergency stop, 200V, 400V, 500V Class         |
|          |             |                           |                   | MGC14306C     | ←            | For emergency stop, 230/460V Class                 |
| 9        | 579         | Electromagnetic contactor | 1                 | MGC12222B     | ←            | For 500V Class dual speed                          |
| 10       | 581         | Terminal plate 9P         | 1                 | ECP1309AB     |              | For 230/460V                                       |
| 11       | 583         | Lead wire                 | 1                 |               |              | *  |
| 12       | 582         | CH meter                  | 1                 | ECP91CHAC     | ←            |  |
| 13       | 597         | CH meter support          | 1                 | ECP99BKBA     | ←            |  |
| 14       | 598         | Rectifier                 | 1                 | ECP93DIAA     | ←            |  |
| 15       | 602         | Fuse                      | 1                 |               |              | *  |
| 16       | 603         | Fuse holder               | 1                 | ECP92FZAA     | ←            |  |
| 17       | 838         | Name plate CH             | 1                 | ECP99CHAA     | ←            |  |
| 18       | 449         | Fulcrum pin               | 1                 | ER2CS9449     | ←            | Plate rotation center pin                          |
| 19       | 456         | Cover suspender           | 1                 | ER2CS9456     | ←            |  |
| 20       | 457         | Cover belt                | 1                 | ER2CS9457     | ←            |  |
| 21       | 458         | Socket bolt               | 1                 | J1BE1-0601616 | ←            | For cover belt (attached to gear case)             |
| 22       | 459         | Plain washer              | 1                 | ER1BS9436     | ←            | For cover belt (attached to gear case)             |
| 23       | 460         | Spring lock washer        | 1                 | J1WS011-20060 | ←            | For cover belt (attached to gear case)             |
| 24       | 117         | Packing C                 | 1                 | ER2DS9117     | ←            | For controller cover                               |
| 25       | 109         | Balancer                  | 1                 | ER2DS9109     | X            |  |
| 26       | 162         | Socket bolt               | 2                 | J1BE1-0602222 | X            | For balancer                                       |
| 27       | 163         | Spring lock washer        | 2                 | J1WS011-20060 | X            | For balancer                                       |
| 28       | 104         | Controller cover          | 1                 | ER2DS9104     | ←            |  |
| 29       | 800         | Name plate B              | 1                 | ER2BJC10S9A3  | ER2BJC10L9A3 | For single speed                                   |
|          | 801         | Name plate B              | 1                 | ER2BJC10S9A5  | ←            | For 500V class dual speed                          |
|          | 802         | Name plate D              | 1                 | ER2BJC10S9A6  | ←            |  |
| 30       | 114         | Pan head machine screw    | 2                 | J1AK2-5001212 | ←            | For cover suspender (attached to controller cover) |
| 31       | 153         | Machine screw socket bolt | 4                 | J1BG1-0604024 | ←            | For controller cover                               |

\* The part codes vary depending on the power supply voltage.



# Controller cover electric component (Inverter dual speed)

ER2-010IS,ER2-010IL



# Controller cover electric component (Inverter dual speed)

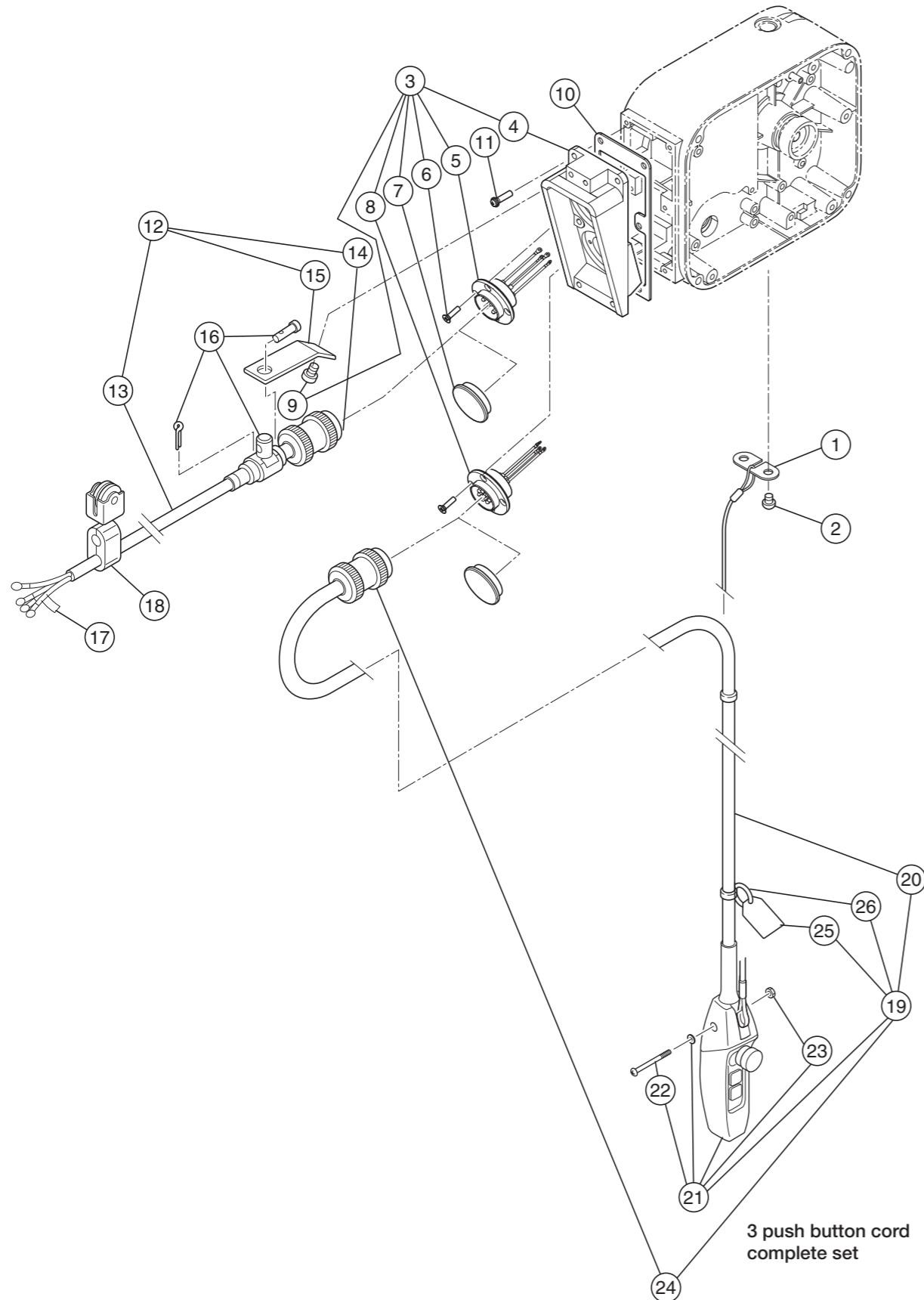
ER2-010IS,ER2-010IL

| Figure # | Part Number | Part Name                 | Quantity per unit | ER2-D         |              | Remark   |
|----------|-------------|---------------------------|-------------------|---------------|--------------|--|
|          |             |                           |                   | ER2-010IS     | ER2-010IL    |  |
| 1        | 1060        | Limit switch complete set | 1                 | ER2C1060      | ←            |  |
| 2        | 124         | Machine screw socket bolt | 3                 | J1BG1-0601212 | ←            | For limit switch                                 |
| 3        | 554         | LS harness                | 1                 | ER2CI9554     | ←            |  |
| 4        | 1441        | Plate assembly            | 1                 |               |              | *  |
| 5        | 441         | Plate                     | 1                 | ER2DI9441     | ←            |  |
| 6        | 445         | Plate screw               | 3                 | ER1BS9445     | ←            |  |
| 7        | 448         | Bushing                   | 1                 | ECP99JBAC     | ←            | For interface board fixing                       |
| 8        | 1571        | Inverter assembly         | 1                 |               |              | *  |
| 9        | 508         | Interface board           | 1                 |               |              | *  |
| 10       | 509         | Board support             | 1                 | ECP99BKAA     | ←            |  |
| 11       | 577         | Transformer               | 1                 |               |              | *  |
| 12       | 598         | Rectifier                 | 1                 | ECP93DIAA     | ←            |  |
| 13       | 449         | Fulcrum pin               | 1                 | ER2CS9449     | ←            | Plate rotation center pin                        |
| 14       | 456         | Cover sponder             | 1                 | ER2CS9456     | ←            |  |
| 15       | 457         | Cover belt                | 1                 | ER2CS9457     | ←            |  |
| 16       | 458         | Socket bolt               | 1                 | J1BE1-0601616 | ←            | For cover belt (attached to gear case)           |
| 17       | 459         | Plain washer              | 1                 | ER1BS9436     | ←            | For cover belt (attached to gear case)           |
| 18       | 460         | Spring lock washer        | 1                 | J1WS011-20060 | ←            | For cover belt (attached to gear case)           |
| 19       | 117         | Packing C                 | 1                 | ER2DS9117     | ←            | For controller cover                             |
| 20       | 2104        | Controller cover assembly | 1                 |               |              | *  |
| 21       | 104         | Controller cover          | 1                 | ER2DI9104     | ←            |  |
| 22       | 185         | Resistor cover            | 1                 | ER2DI9185     | ←            |  |
| 23       | 5505        | Braking resistor assembly | 1                 |               |              | *  |
| 24       | 800         | Name plate B              | 1                 | ER2BJC10I9A3  | X            |  |
|          | 801         | Name plate B              | 1                 | X             | ER2BJC10I9A5 |  |
|          | 802         | Name plate D              | 1                 | X             | ER2BJC10S9A6 |  |
| 25       | 114         | Pan head machine screw    | 2                 | J1AK2-5001212 | ←            | For cover sponder (attached to controller cover) |
| 26       | 153         | Socket bolt               | 4                 | J1BE1-0604024 | ←            | For controller cover                             |
| 27       | 154         | Toothed lock washer       | 4                 | J1WH012-10060 | ←            | For controller cover                             |

\* The part codes vary depending on the power supply voltage.

# Power supply cable, push button (Plug connection)

ER2-010S/IS/SD,ER2-010L/IL/LD



# Power supply cable, push button (Plug connection)

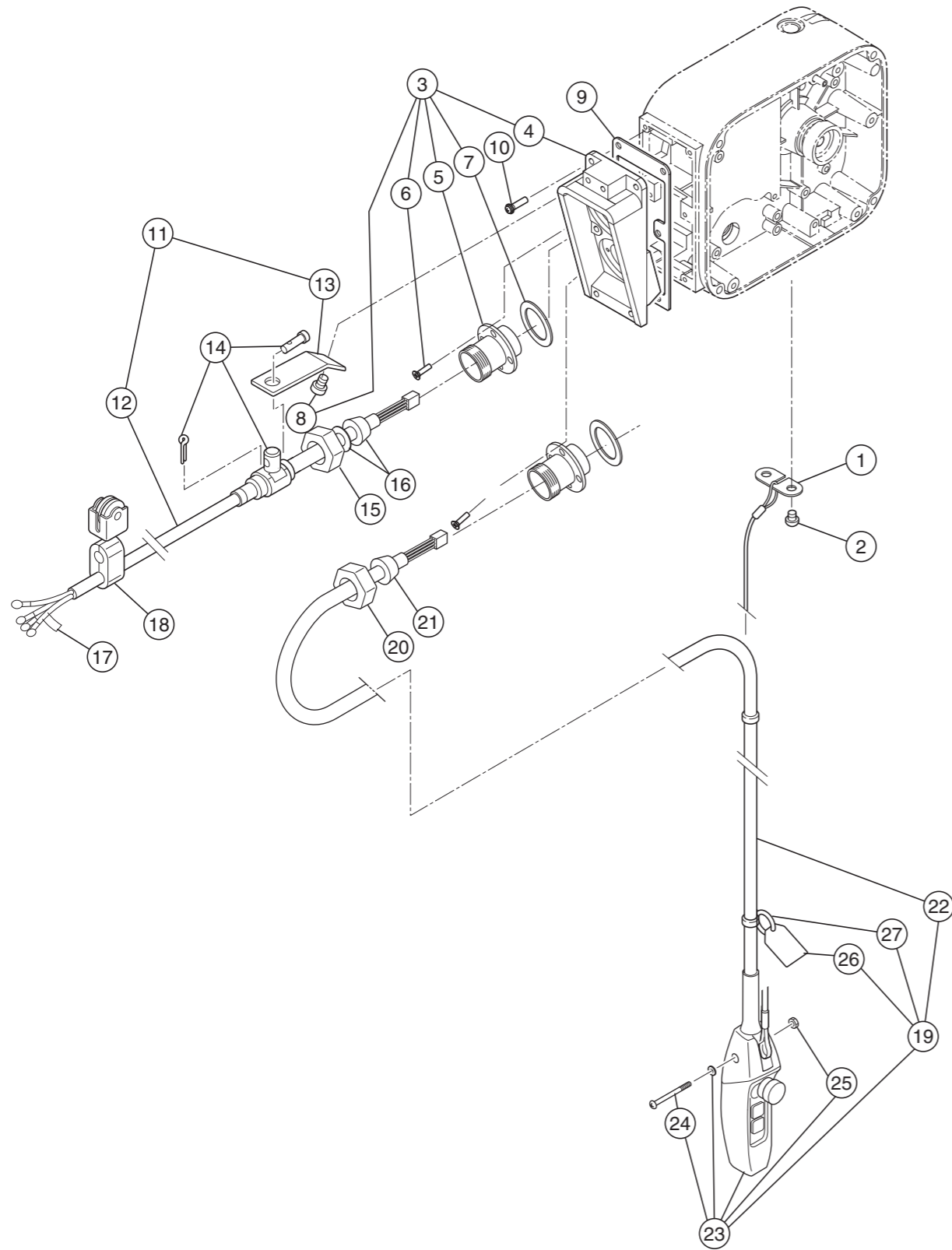
ER2-010S/IS/SD,ER2-010L/IL/LD

| Figure # | Part Number | Part Name                          | Quantity per unit | ER2-D          |                | Remark  |
|----------|-------------|------------------------------------|-------------------|----------------|----------------|---|
|          |             |                                    |                   | ER2-010S/IS/SD | ER2-010L/IL/LD |   |
| 1        | 535         | Cord support (wire stopper)        | 1                 | ER1BS9534      | ←              |   |
| 2        | 536         | Machine screw with spring washer   | 2                 | J1AP2-5001212  | ←              | For cord support L                                  |
| 3        | 1511        | Socket frame complete set          | 1                 |                |                | *   |
| 4        | 511         | Socket frame                       | 1                 | ER2CS9511      | ←              |   |
| 5        | 1523        | Socket 4P assembly                 | 1                 |                |                | *   |
| 6        | 537         | Tapping flat head machine screw    | 8                 | E6SE003S9551   | ←              | For socket 4P, 8P                                   |
| 7        | 538         | Socket cover                       | 2                 | E0YS005-9973   | ←              | For socket 4P, 8P; Attached upon assembly packaging |
| 8        | 1564        | Socket 8P assembly                 | 1                 |                |                | *   |
| 9        | 546         | Machine screw with spring washer   | 2                 | J1AP2-6001616  | ←              |   |
| 10       | 512         | Socket frame packing               | 1                 | ER2CS9512      | ←              | For socket frame                                    |
| 11       | 516         | Machine screw with spring washer   | 6                 | J1AP2-5002020  | ←              | For socket frame                                    |
| 12       | 1521        | Power supply cable 4C assembly     | 1                 | ZBZA12CJ1000   | ←              | Standard length 5m                                  |
| 13       | 521         | Power supply cable 4C              | 1                 |                |                |   |
| 14       | 522         | Plug 4P                            | 1                 | ECP2304AD      | ←              |   |
| 15       | 541         | Cable support arm                  | 1                 | ER1BS9541      | ←              |   |
| 16       | 1542        | Cable support 12 assembly          | 1                 | E7AX003S2822   | ←              |   |
| 17       | 823         | Name plate G                       | 1                 | E6LE010S9806   | ←              |   |
| 18       | 1527        | Cable hanger 14 assembly           | n                 |                |                |   |
| 19       | 1557        | 3 push button cord 4C complete set | 1                 | ZB10025W1000   | ←              | Single speed  |
|          |             |                                    |                   | ZB20025W1000   | ←              | Dual speed  |
| 20       | 557         | Push button cord 4C                | 1                 | Z3CR401-0000   | ←              | Single speed  |
|          |             | Push button cord 5C                |                   | Z3CR501-0000   | ←              | Dual speed  |
| 21       | 1561        | 3 push button switch assembly      | 1                 | SWDB100AA      | ←              | Single speed  |
|          |             |                                    |                   | SWDB200AA      | ←              | Dual speed  |
| 22       | 626         | Machine screw                      | 1                 | J1AP2-4002608  | ←              |   |
| 23       | 627         | Nut                                | 1                 | J1AN004-10040  | ←              |   |
| 24       | 566         | Plug 8P                            | 1                 | ECP2108AA      | ←              | Single speed  |
|          |             |                                    |                   | ECP2108AB      | ←              | Dual speed  |
| 25       | 567         | Warning tag PB                     | 1                 | SWD9013AB      | ←              |   |
| 26       | 568         | Tag holder                         | 1                 | E7SE003S9787   | ←              |   |

\* The part codes vary depending on the power supply voltage.

# Power supply cable, push button (Direct connection)

ER2-010S/IS/SD,ER2-010L/IL/LD



3 push button cord complete set

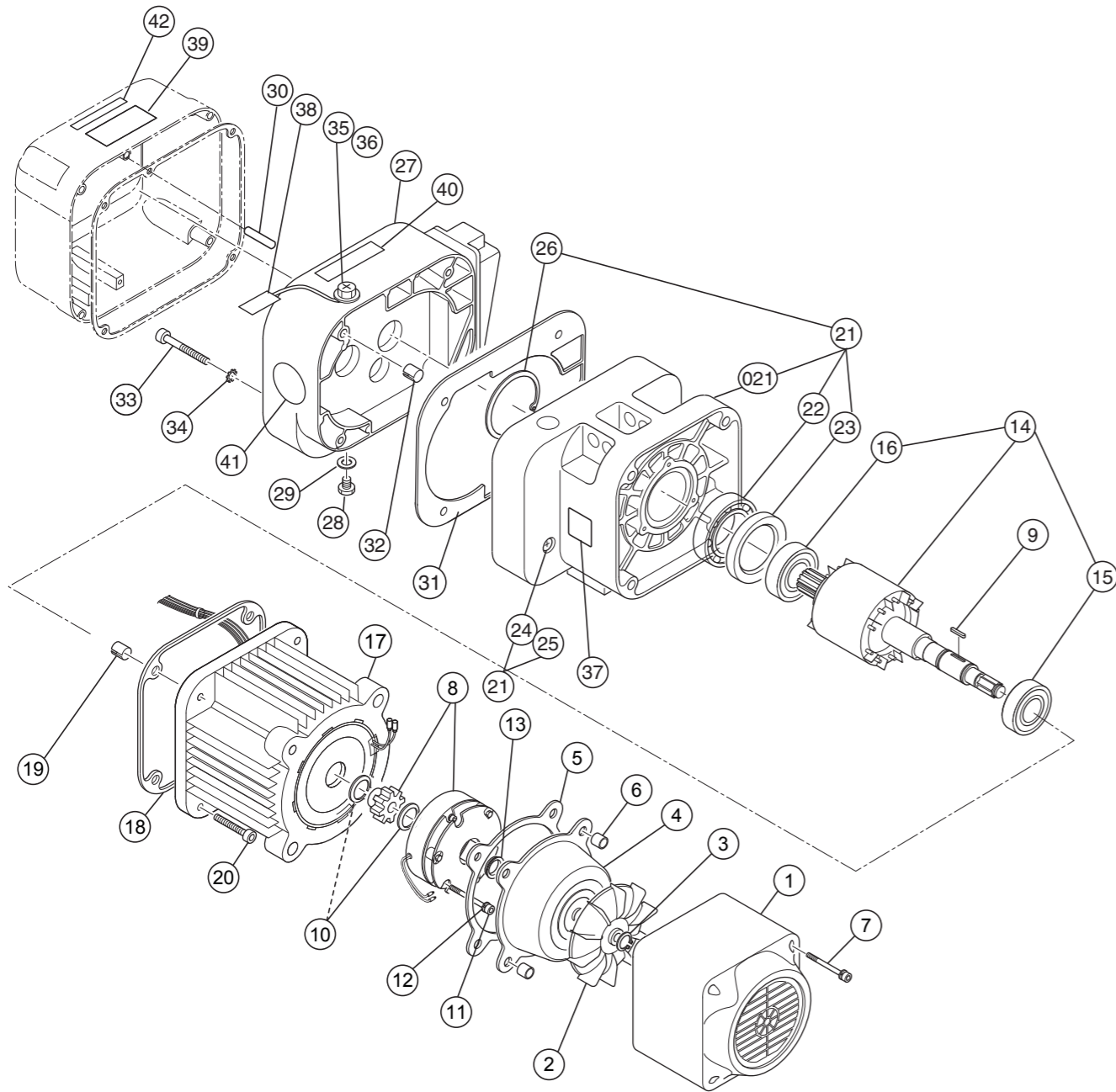
# Power supply cable, push button (Direct connection)

ER2-010S/IS/SD,ER2-010L/IL/LD

| Figure # | Part Number | Part Name                          | Quantity per unit | ER2-D          |                | Remark                |
|----------|-------------|------------------------------------|-------------------|----------------|----------------|-----------------------|
|          |             |                                    |                   | ER2-010S/IS/SD | ER2-010L/IL/LD |                       |
| 1        | 535         | Cord support(wire stopper)         | 1                 | ER1BS9534      | ←              |                       |
| 2        | 536         | Machine screw with spring washer   | 2                 | J1AP2-5001212  | ←              | For cord support L    |
| 3        | 2511        | Socket frame complete set          | 1                 | ER2CS2511      | ←              |                       |
| 4        | 511         | Socket frame                       | 1                 | ER2CS9511      | ←              |                       |
| 5        | 575         | Holder C                           | 2                 | ECP5924AL      | ←              |                       |
| 6        | 517         | Tapping flat head machine screw    | 8                 | E6SE003S9551   | ←              | For holder C          |
| 7        | 568         | Holder packing                     | 2                 | ECP5924AM      | ←              | For holder C          |
| 8        | 546         | Machine screw with spring washer   | 2                 | J1AP2-6001616  | ←              | For cable support arm |
| 9        | 512         | Socket frame packing               | 1                 | ER2CS9512      | ←              |                       |
| 10       | 516         | Machine screw with spring washer   | 6                 | J1AP-5002020   | ←              | For socket frame      |
| 11       | 1521        | Power supply cable 4C assembly     | 1                 | ZBZB12CJ1000   | ←              |                       |
| 12       | 521         | Power supply cable 4C              | 1                 |                |                |                       |
| 13       | 541         | Cable support arm                  | 1                 | ER1BS9541      | ←              |                       |
| 14       | 1542        | Cable support 12 assembly          | 1                 | E7AX003S2822   | ←              |                       |
| 15       | 569         | Holder A                           | 1                 | ECP5924AA      | ←              |                       |
| 16       | 574         | Cable packing                      | 1                 | ECP6912AA      | ←              |                       |
| 17       | 823         | Name plate G                       | 1                 | E6LE010S9806   | ←              |                       |
| 18       | 1527        | Cable hanger 14 assembly           | n                 |                |                |                       |
| 19       | 1557        | 3 push button cord 4C complete set | 1                 | ZBS0025W1000   | ←              | Single speed          |
|          |             |                                    |                   | ZBD0025W1000   | ←              | Dual speed            |
| 20       | 341         | Holder A                           | 1                 | ECP5924AA      | ←              |                       |
| 21       | 351         | Cable packing                      | 1                 | ECP6912AA      | ←              |                       |
| 22       | 557         | Push button cord 4C                | 1                 | Z3CR401-0000   | ←              | Single speed          |
|          |             | Push button cord 5C                |                   | Z3CR501-0000   | ←              | Dual speed            |
| 23       | 1561        | 3 push button switch assembly      | 1                 | SWDB100AA      | ←              | Single speed          |
|          |             |                                    |                   | SWDB200AA      | ←              | Dual speed            |
| 24       | 626         | Machine screw                      | 1                 | J1AP2-4002608  | ←              |                       |
| 25       | 627         | Nut                                | 1                 | J1AN004-10040  | ←              |                       |
| 26       | 567         | Warning tag PB                     | 1                 | SWD9013AB      |                |                       |
| 27       | 568         | Tag holder                         | 1                 | E7SE003S9787   | ←              |                       |

# Body,gear case,motor (Single & inverter dual speed)

ER2-015S/IS,ER2-020S/IS,ER2-020L/IL,ER2-030S/IS



# Body,gear case,motor (Single & inverter dual speed)

ER2-015S/IS,ER2-020S/IS,ER2-020L/IL,ER2-030S/IS

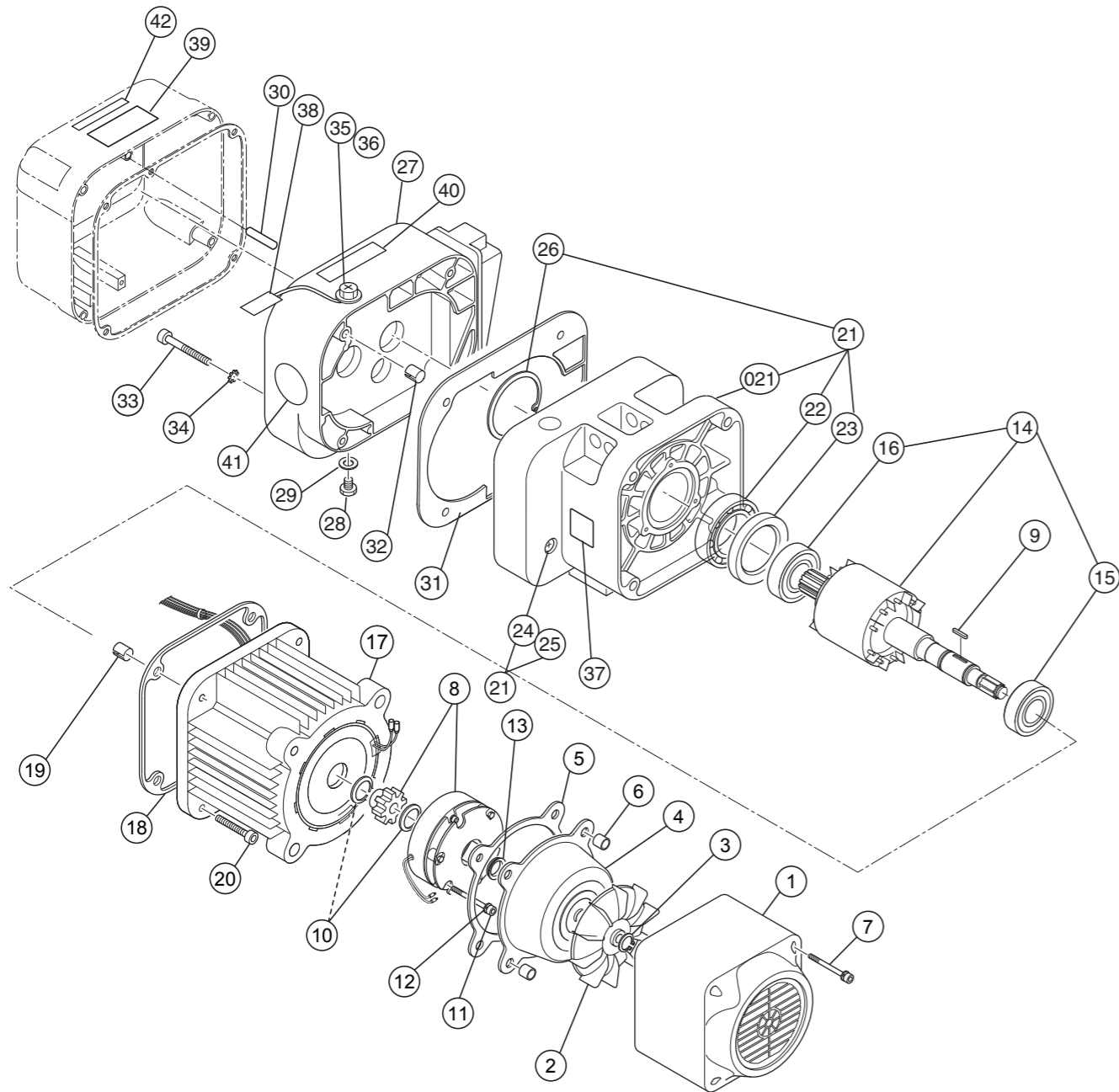
| Figure # | Part Number | Part Name                      | Quantity per unit | ER2-E         |               |               |               | Remark                                      |
|----------|-------------|--------------------------------|-------------------|---------------|---------------|---------------|---------------|---|
|          |             |                                |                   | ER2-015S/IS   | ER2-020S/IS   | ER2-020L/IL   | ER2-030S/IS   |   |
| 1        | 107         | Fan cover                      | 1                 | ER2DS9107     | ER2ES9107     | ER2DS9107     | ER2ES9107     |   |
| 2        | 108         | Fan                            | 1                 | ER2DS9108     | ER2ES9108     | ER2DS9108     | ER2ES9108     |   |
| 3        | 323         | Snap ring                      | 1                 | J1SS000-00016 | J1SS000-00022 | J1SS000-00016 | J1SS000-00022 | For fan                                     |
| 4        | 115         | Brake cover                    | 1                 | ER2DS9115     | ER2ES9115     | ER2DS9115     | ER2ES9115     |   |
| 5        | 119         | Packing B                      | 1                 | ER2DS9119     | ER2ES9119     | ER2DS9119     | ER2ES9119     | For brake cover                             |
| 6        | 140         | Set pin S                      | 2                 | E6SE005S9120  | ←             | ←             | ←             | For fan cover, brake cover                  |
| 7        | 160         | Socket bolt                    | 4                 | J1BE1-0504522 | J1BE1-0604524 | J1BE1-0504522 | J1BE1-0604524 | For fan cover, brake cover                  |
| 8        | 1362        | Electromagnetic brake assembly | 1                 |               |               |               |               | With hub spring*                            |
| 9        | 360         | Key B                          | 1                 | ER2DS9360     | ER2ES9360     | ER2DS9360     | ER2ES9360     | For electromagnetic brake                   |
| 10       | 361         | Snap ring                      | 1                 | X             | J1SS000-00030 | X             | J1SS000-00030 | For electromagnetic brake                   |
|          | 361         | Snap ring                      | 2                 | J1SS000-00024 | X             | J1SS000-00024 | X             | For electromagnetic brake                   |
| 11       | 167         | Socket bolt                    | 3                 | J1BE1-0604024 | J1BE1-0805028 | J1BE1-0604024 | J1BE1-0805028 | For electromagnetic brake                   |
| 12       | 168         | Spring lock washer             | 3                 | J1WS011-20060 | J1WS011-20080 | J1WS011-20060 | J1WS011-20080 | For electromagnetic brake                   |
| 13       | 210         | V ring                         | 1                 | ER2DS9210     | ER2ES9210     | ER2DS9210     | ER2ES9210     | Packing between motor shaft and brake cover |
| 14       | 5502        | Motor shaft with rotor         | 1                 | ER2EL5502     | ER2ES5502     | ER2EL5502     | ER2ES5502     |   |
| 15       | 202         | Ball bearing                   | 1                 | J1GR0C0-06005 | J1GR0C0-06007 | J1GR0C0-06005 | J1GR0C0-06007 | For motor frame                             |
| 16       | 208         | Ball bearing                   | 1                 | J1GR0C0-06006 | ←             | ←             | ←             | For bearing holder (for motor shaft)        |
| 17       | 5501        | Motor frame with stator        | 1                 |               |               |               |               | *   |
| 18       | 118         | Packing M                      | 1                 | ER2ES9118     | ←             | ←             | ←             | For motor frame                             |
| 19       | 138         | Set pin S                      | 2                 | ER2ES9138     | ←             | ←             | ←             | For motor frame                             |
| 20       | 155         | Socket bolt                    | 4                 | J1BE1-1204040 | ←             | ←             | ←             | For motor frame                             |
| 21       | 6101        | Body B assembly                | 1                 | ER2ES6101     | ←             | ←             | ←             |   |
| 021      | 101         | Body B                         | 1                 | ER2ES9101     | ←             | ←             | ←             |   |
| 22       | 243         | Ball bearing                   | 1                 | J1GR0A0-06006 | ←             | ←             | ←             | For load sheave (gear case side)            |
| 23       | 244         | Oil seal                       | 1                 | ER2BS9244     | ←             | ←             | ←             | For load sheave (gear case side)            |
| 24       | 133         | Oil plug                       | 1                 | E5FE003S9111  | ←             | ←             | ←             |   |
| 25       | 136         | Plug packing                   | 1                 | E2YS005-9109  | ←             | ←             | ←             | For oil plug                                |
| 26       | 207         | Snap ring                      | 1                 | J1SR000-00080 | ←             | ←             | ←             |   |
| 27       | 6103        | Gear case assembly             | 1                 | ER2EL6103     | ER2ES6103     | ER2EL6103     | ER2ES6103     |   |
| 28       | 133         | Oil plug                       | 1                 | E5FE003S9111  | ←             | ←             | ←             | For gear case                               |
| 29       | 136         | Plug packing                   | 1                 | E2YS005-9109  | ←             | ←             | ←             | For oil plug                                |
| 30       | 139         | Spring pin                     | 1                 | J1PS11-060025 | ←             | ←             | ←             |   |
| 31       | 116         | Packing G                      | 1                 | ER2ES9116     | ←             | ←             | ←             | For gear case                               |
| 32       | 137         | Set pin S                      | 2                 | E6SE010S9120  | ←             | ←             | ←             | For gear case                               |
| 33       | 151         | Socket bolt                    | 4                 | J1BE1-0806028 | J1BE1-0809028 | J1BE1-0806028 | J1BE1-0809028 | For gear case                               |
| 34       | 152         | Toothed lock washer            | 4                 | J1WH012-10080 | ←             | ←             | ←             | For gear case                               |
| 35       | 135         | Oil plug B                     | 1                 | ER1BS9135     | ←             | ←             | ←             | For gear case                               |
| 36       | 173         | Eyebolt packing                | 1                 | E2YS005-9116  | ←             | ←             | ←             | For oil plug B                              |
| 37       | 960         | Name plate load side           | 1                 | ER1BS9960     | ←             | ←             | ←             | Load side                                   |
| 38       | 953         | Oil Full tag                   | 1                 | ER1BS9953     | ←             | ←             | ←             |   |
| 39       | 935         | Warning sticker E              | 1                 | ER2CS9936     | ←             | ←             | ←             |   |
| 40       | 810         | Name plate OF                  | 1                 | ER2CS9847     | ←             | ←             | ←             |   |
| 41       | 868         | Name plate AD                  | 1                 | ER1BS9868     | ←             | ER1BL9868     | ER1BS9868     | Speed display                               |
| 42       | 820         | Warning sticker HW             | 1                 | ER2CI9806     | ←             | ←             | ←             | For inverter dual speed                     |

\* The part codes vary depending on the power supply voltage.



# Body,gear case,motor (500V class dual speed)

ER2-015SD,ER2-020SD,ER2-020LD,ER2-030SD



# Body,gear case,motor (500V class dual speed)

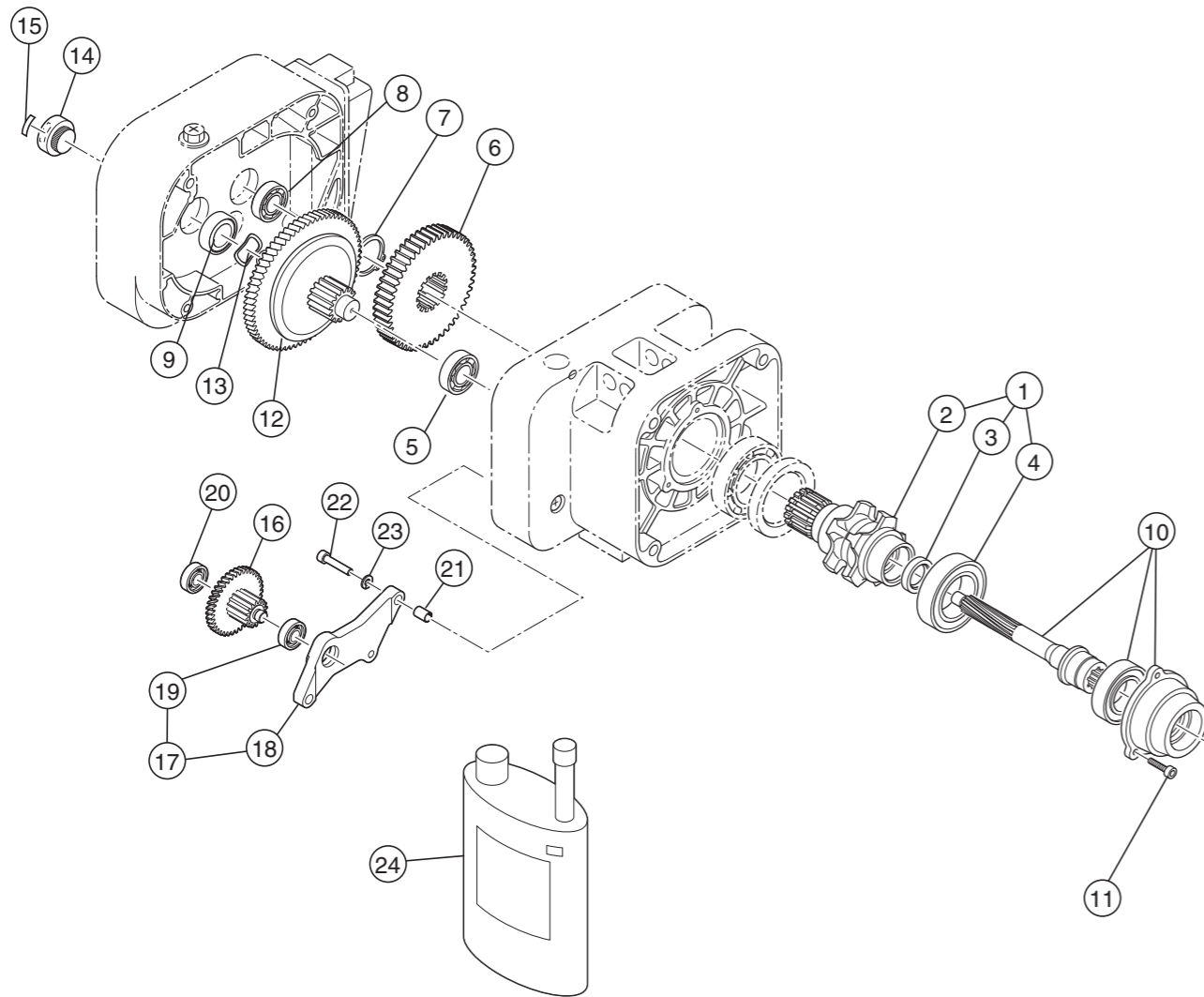
ER2-015SD,ER2-020SD,ER2-020LD,ER2-030SD

| Figure # | Part Number | Part Name                      | Quantity per unit | ER2-E         |               |               |               | Remark                                      |
|----------|-------------|--------------------------------|-------------------|---------------|---------------|---------------|---------------|---|
|          |             |                                |                   | ER2-015SD     | ER2-020SD     | ER2-020LD     | ER2-030SD     |   |
| 1        | 107         | Fan cover                      | 1                 | ER2DS9107     | ER2ES9107     | ER2DS9107     | ER2ES9107     |   |
| 2        | 108         | Fan                            | 1                 | ER2DS9108     | ER2ES9108     | ER2DS9108     | ER2ES9108     |   |
| 3        | 323         | Snap ring                      | 1                 | J1SS000-00016 | J1SS000-00022 | J1SS000-00016 | J1SS000-00022 | For fan                                     |
| 4        | 115         | Brake cover                    | 1                 | ER2DS9115     | ER2ES9115     | ER2DS9115     | ER2ES9115     |   |
| 5        | 119         | Packing B                      | 1                 | ER2DS9119     | ER2ES9119     | ER2DS9119     | ER2ES9119     | For brake cover                             |
| 6        | 140         | Set pin S                      | 2                 | E6SE005S9120  | ←             | ←             | ←             | For fan cover, brake cover                  |
| 7        | 160         | Socket bolt                    | 4                 | J1BE1-0504524 | J1BE1-0604524 | J1BE1-0504524 | ←             | For fan cover, brake cover                  |
| 8        | 1362        | Electromagnetic brake assembly | 1                 |               |               |               |               | With hub spring*                            |
| 9        | 360         | Key B                          | 1                 | ER2DS9360     | ER2ES9360     | ER2DS9360     | ER2ES9360     | For electromagnetic brake                   |
| 10       | 361         | Snap ring                      | 1                 | X             | J1SS000-00030 | X             | J1SS000-00030 | For electromagnetic brake                   |
|          | 361         | Snap ring                      | 2                 | J1SS000-00024 | X             | J1SS000-00024 | X             | For electromagnetic brake                   |
| 11       | 167         | Socket bolt                    | 3                 | J1BE1-0604024 | J1BE1-0805028 | J1BE1-0604024 | J1BE1-0805028 | For electromagnetic brake                   |
| 12       | 168         | Spring lock washer             | 3                 | J1WS011-20060 | J1WS011-20080 | J1WS011-20060 | J1WS011-20080 | For electromagnetic brake                   |
| 13       | 210         | V ring                         | 1                 | ER2DS9210     | ER2ES9210     | ER2DS9210     | ER2ES9210     | Packing between motor shaft and brake cover |
| 14       | 5502        | Motor shaft with rotor         | 1                 | ER2EL5502     | ER2ES5502     | ER2EL5502     | ER2ES5502     |   |
| 15       | 202         | Ball bearing                   | 1                 | J1GR0C0-06005 | J1GR0C0-06007 | J1GR0C0-06005 | J1GR0C0-06007 | For motor frame                             |
| 16       | 208         | Ball bearing                   | 1                 | J1GR0C0-06006 | ←             | ←             | ←             | For bearing holder (for motor shaft)        |
| 17       | 5501        | Motor frame with stator        | 1                 |               |               |               |               | *   |
| 18       | 118         | Packing M                      | 1                 | ER2ES9118     | ←             | ←             | ←             | For motor frame                             |
| 19       | 138         | Set pin S                      | 2                 | ER2ES9138     | ←             | ←             | ←             | For motor frame                             |
| 20       | 155         | Socket bolt                    | 4                 | J1BE1-1204040 | ←             | ←             | ←             | For motor frame                             |
| 21       | 6101        | Body B assembly                | 1                 | ER2ES6101     | ←             | ←             | ←             |   |
| 021      | 101         | Body B                         | 1                 | ER2ES9101     | ←             | ←             | ←             |   |
| 22       | 243         | Ball bearing                   | 1                 | J1GR0A0-06006 | ←             | ←             | ←             | For load sheave (gear case side)            |
| 23       | 244         | Oil seal                       | 1                 | ER2BS9244     | ←             | ←             | ←             | For load sheave (gear case side)            |
| 24       | 133         | Oil plug                       | 1                 | E5FE003S9111  | ←             | ←             | ←             |   |
| 25       | 136         | Plug packing                   | 1                 | E2YS005-9109  | ←             | ←             | ←             | For oil plug                                |
| 26       | 207         | Snap ring                      | 1                 | J1SR000-00080 | ←             | ←             | ←             |   |
| 27       | 6103        | Gear case assembly             | 1                 | ER2EL6103     | ER2ES6103     | ER2EL6103     | ER2ES6103     |   |
| 28       | 133         | Oil plug                       | 1                 | E5FE003S9111  | ←             | ←             | ←             | For gear case                               |
| 29       | 136         | Plug packing                   | 1                 | E2YS005-9109  | ←             | ←             | ←             | For oil plug                                |
| 30       | 139         | Spring pin                     | 1                 | J1PS11-060025 | ←             | ←             | ←             |   |
| 31       | 116         | Packing G                      | 1                 | ER2ES9116     | ←             | ←             | ←             | For gear case                               |
| 32       | 137         | Set pin S                      | 2                 | E6SE010S9120  | ←             | ←             | ←             | For gear case                               |
| 33       | 151         | Socket bolt                    | 4                 | J1BE1-0806028 | J1BE1-0809028 | J1BE1-0806028 | J1BE1-0809028 | For gear case                               |
| 34       | 152         | Toothed lock washer            | 4                 | J1WH012-10080 | ←             | ←             | ←             | For gear case                               |
| 35       | 135         | Oil plug B                     | 1                 | ER1BS9135     | ←             | ←             | ←             | For gear case                               |
| 36       | 173         | Eyebolt packing                | 1                 | E2YS005-9116  | ←             | ←             | ←             | For oil plug B                              |
| 37       | 960         | Name plate load side           | 1                 | ER1BS9960     | ←             | ←             | ←             | Load side                                   |
| 38       | 953         | Oil Full tag                   | 1                 | ER1BS9953     | ←             | ←             | ←             |   |
| 39       | 935         | Warning sticker E              | 1                 | ER2CS9936     | ←             | ←             | ←             |   |
| 40       | 810         | Name plate OF                  | 1                 | ER2CS9847     | ←             | ←             | ←             |   |
| 41       | 868         | Name plate AD                  | 1                 | ER1BS9868     | ←             | ER1BL9868     | ER1BS9868     | Speed display                               |
| 42       | 820         | Warning sticker HW             | 1                 | ER2CI9806     | ←             | ←             | ←             | For 500V class dual speed                   |

\* The part codes vary depending on the power supply voltage.

# Pinion,friction,gear (Single & inverter dual speed)

ER2-015S/IS,ER2-020S/IS,ER2-020L/IL,ER2-030S/IS



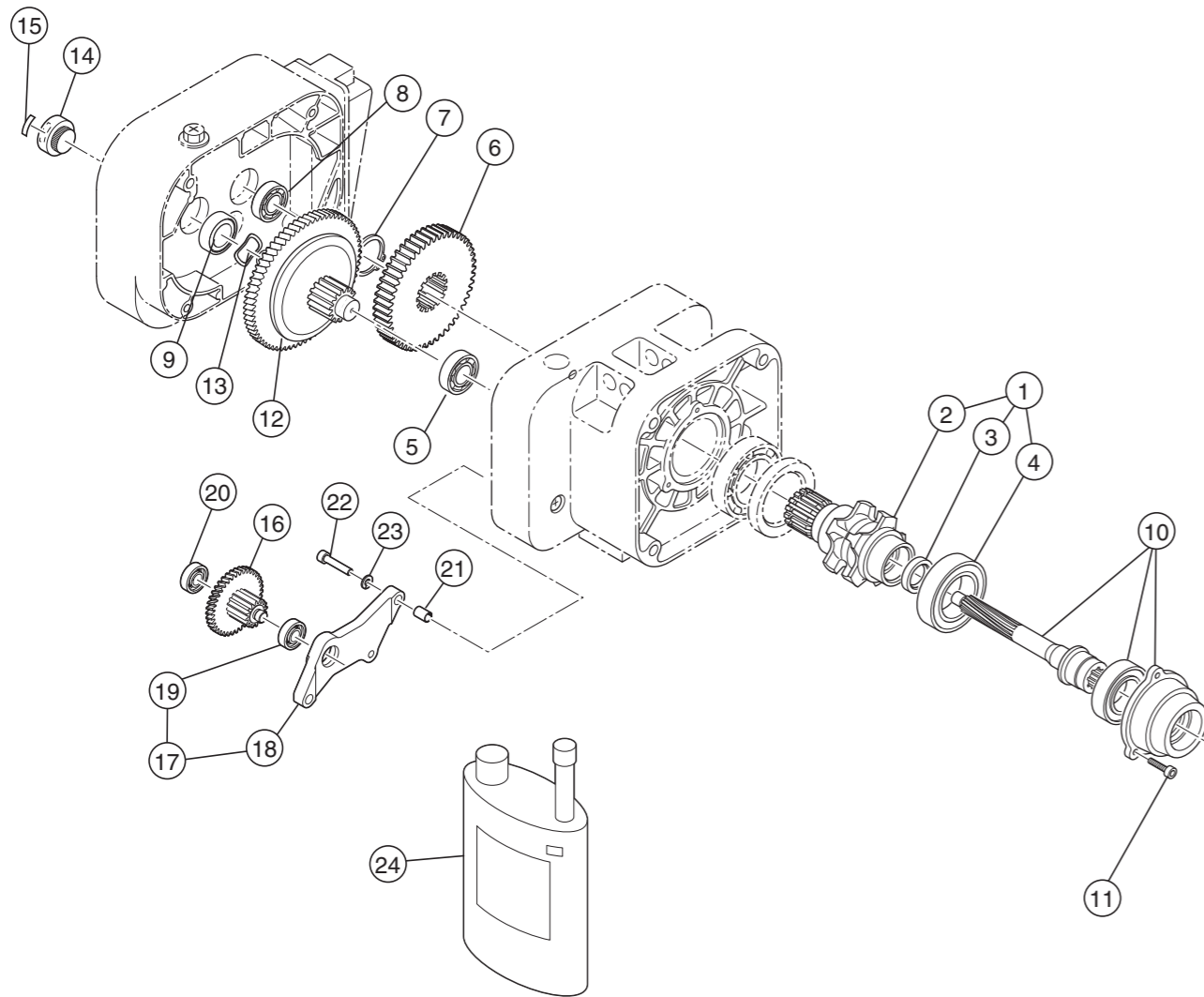
# Pinion,friction,gear (Single & inverter dual speed)

ER2-015S/IS,ER2-020S/IS,ER2-020L/IL,ER2-030S/IS

| Figure # | Part Number | Part Name                    | Quantity per unit | ER2-E         |             |               |             | Remark                       |
|----------|-------------|------------------------------|-------------------|---------------|-------------|---------------|-------------|------------------------------|
|          |             |                              |                   | ER2-015S/IS   | ER2-020S/IS | ER2-020L/IL   | ER2-030S/IS |                              |
| 1        | 6241        | Load sheave assembly         | 1                 | ER2ES6241     | ←           | ←             | ←           |                              |
| 2        | 241         | Load sheave                  | 1                 | ER2ES9241     | ←           | ←             | ←           |                              |
| 3        | 221         | Oil seal                     | 1                 | ER2ES9221     | ←           | ←             | ←           | For pinion                   |
| 4        | 242         | Ball bearing                 | 1                 | J1GR0B0-06209 | ←           | ←             | ←           | For load sheave (motor side) |
| 5        | 238         | Ball bearing                 | 1                 | J1GR0A0-06405 | ←           | ←             | ←           | For gear #3 (body side)      |
| 6        | 240         | Load gear                    | 1                 | ER2EM9240     | ER2ES9240   | ER2EL9240     | ER2ER9240   |                              |
| 7        | 245         | Snap ring                    | 1                 | J1SS000-00050 | ←           | ←             | ←           | For load gear                |
| 8        | 222         | Ball bearing                 | 1                 | J1GR0A0-06303 | ←           | ←             | ←           | For pinion (gear case side)  |
| 9        | 233         | Oil seal                     | 1                 | ER1DS9233     | ←           | ←             | ←           | For seal collar              |
| 10       | 5220        | Pinion assembly              | 1                 | ER2EL5220     | ER2ES5220   | ER2EL5220     | ER2ES5220   |                              |
| 11       | 164         | Socket bolt                  | 3                 | J1BE1-0601818 | ←           | ←             | ←           | For bearing holder           |
| 12       | 1223        | Friction clutch complete set | 1                 | ER2EM1218     | ER2ES1223   | ER2EL1223     | ER2ER1223   |                              |
| 13       | 234         | Wave washer                  | 1                 | ER1DS9234     | ER2ES9234   | ER1DS9234     | ER2ES9234   |                              |
| 14       | 235         | Nut cover                    | 1                 | ER1DS9235     | ER2ES9235   | ER1DS9235     | ER2ES9235   |                              |
| 15       | 840         | Name plate FP                | 1                 | ER1BS9892     | ←           | ←             | ←           |                              |
| 16       | 5262        | Gear B assembly              | 1                 | ER2EM5257     | X           | ER2EL5262     | X           |                              |
| 17       | 6261        | Gear holder plate assembly   | 1                 | ER2EL6261     | X           | ER2EL6261     | X           |                              |
| 18       | 261         | Gear holder plate            | 1                 | ER2EL9261     | X           | ER2EL9261     | X           |                              |
| 19       | 264         | Ball bearing                 | 1                 | J1GR0A0-06202 | X           | J1GR0A0-06202 | X           |                              |
| 20       | 266         | Ball bearing                 | 1                 | J1GR0A0-06201 | X           | J1GR0A0-06201 | X           | Gear B (gear case side)      |
| 21       | 270         | Set pin S                    | 2                 | E6SE010S9120  | X           | E6SE010S9120  | X           | For gear holder plate        |
| 22       | 271         | Socket bolt                  | 3                 | J1BE1-0803535 | X           | J1BE1-0803535 | X           | For gear holder plate        |
| 23       | 272         | Spring lock washer           | 3                 | J1WS011-20080 | X           | J1WS011-20080 | X           | For gear holder plate        |
| 24       | 1855L       | Oil pot F (1L)               | 2                 | X             | ER1CS1855   | X             | ER1CS1855   |                              |
|          | 1855S       | Oil pot F (0.7L)             | 1                 | ER1BS1855     | X           | ER1BS1855     | X           |                              |
|          | 1855L       | Oil pot F (1L)               | 1                 | ER1CS1855     | X           | ER1CS1855     | X           |                              |

# Pinion,friction,gear (500V class dual speed)

ER2-015SD,ER2-020SD,ER2-020LD,ER2-030SD



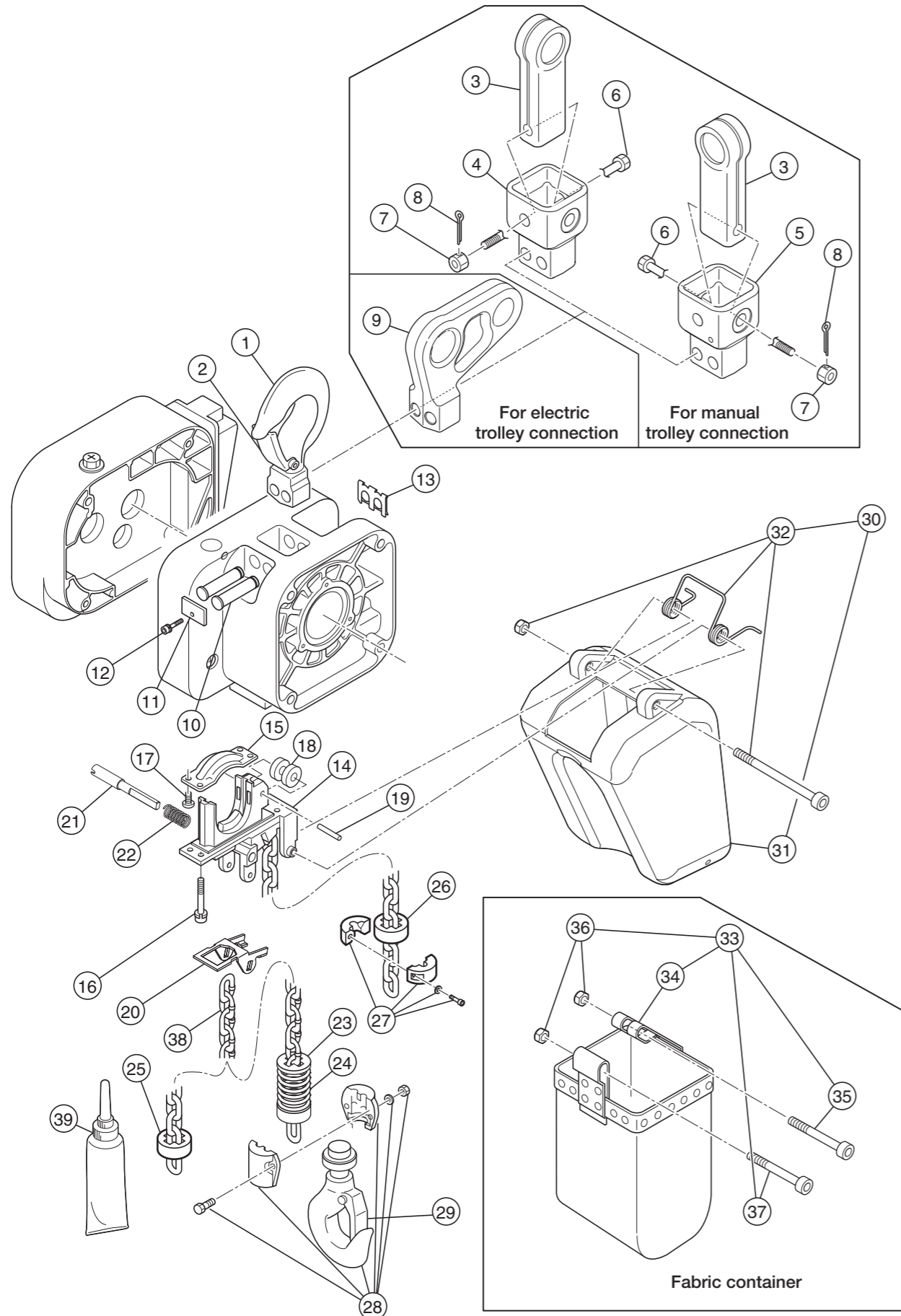
# Pinion,friction,gear (500V class dual speed)

ER2-015SD,ER2-020SD,ER2-020LD,ER2-030SD

| Figure # | Part Number | Part Name                    | Quantity per unit | ER2-E         |               |               |               | Remark                       |
|----------|-------------|------------------------------|-------------------|---------------|---------------|---------------|---------------|------------------------------|
|          |             |                              |                   | ER2-015SD     | ER2-020SD     | ER2-020LD     | ER2-030SD     |                              |
| 1        | 6241        | Load sheave assembly         | 1                 | ER2ES6241     | ←             | ←             | ←             |                              |
| 2        | 241         | Load sheave                  | 1                 | ER2ES9241     | ←             | ←             | ←             |                              |
| 3        | 221         | Oil seal                     | 1                 | ER2ES9221     | ←             | ←             | ←             | For pinion                   |
| 4        | 242         | Ball bearing                 | 1                 | J1GR0B0-06209 | ←             | ←             | ←             | For load sheave (motor side) |
| 5        | 238         | Ball bearing                 | 1                 | J1GR0A0-06405 | ←             | ←             | ←             | For gear #3 (body side)      |
| 6        | 240         | Load gear                    | 1                 | ER2EM9240     | ER2ES9240     | ER2EL9240     | ER2ER9240     |                              |
| 7        | 245         | Snap ring                    | 1                 | J1SS000-00050 | ←             | ←             | ←             | For load gear                |
| 8        | 222         | Ball bearing                 | 1                 | J1GR0A0-06303 | ←             | ←             | ←             | For pinion (gear case side)  |
| 9        | 233         | Oil seal                     | 1                 | ER1DS9233     | ←             | ←             | ←             | For seal collar              |
| 10       | 5220        | Pinion assembly              | 1                 | ER2EL5220     | ER2ES5220     | ER2EL5220     | ER2ES5220     |                              |
| 11       | 164         | Socket bolt                  | 3                 | J1BE1-0601818 | ←             | ←             | ←             | For bearing holder           |
| 12       | 1223        | Friction clutch complete set | 1                 | ER2EP1223     | ER2EB1223     | ER2EC1223     | ER2ET1223     |                              |
| 13       | 234         | Wave washer                  | 1                 | ER1DS9234     | ER2ES9234     | ER1DS9234     | ER2ES9234     |                              |
| 14       | 235         | Nut cover                    | 1                 | ER1DS9235     | ER2ES9235     | ER1DS9235     | ER2ES9235     |                              |
| 15       | 840         | Name plate FP                | 1                 | ER1BS9892     | ←             | ←             | ←             |                              |
| 16       | 5262        | Gear B assembly              | 1                 | ER2EP5262     | ER2EB5262     | ER2EC5262     | ER2EB5262     |                              |
| 17       | 6261        | Gear holder plate assembly   | 1                 | ER2EL6261     | ER2EB6261     | ER2EL6261     | ER2EB6261     |                              |
| 18       | 261         | Gear holder plate            | 1                 | ER2EL9261     | ER2EB9261     | ER2EL9261     | ER2EB9261     |                              |
| 19       | 264         | Ball bearing                 | 1                 | J1GR0A0-06202 | ←             | ←             | ←             |                              |
| 20       | 266         | Ball bearing                 | 1                 | J1GR0A0-06201 | J1GR0A0-06202 | J1GR0A0-06201 | J1GR0A0-06202 | Gear B (gear case side)      |
| 21       | 270         | Set pin S                    | 2                 | E6SE010S9120  | ←             | ←             | ←             | For gear holder plate        |
| 22       | 271         | Socket bolt                  | 3                 | J1BE1-0803535 | J1BE1-0804528 | J1BE1-0803535 | J1BE1-0804528 | For gear holder plate        |
| 23       | 272         | Spring lock washer           | 3                 | J1WS011-20080 | ←             | ←             | ←             | For gear holder plate        |
| 24       | 1855L       | Oil pot F (1L)               | 2                 | X             | ER1CS1855     | X             | ER1CS1855     |                              |
|          | 1855S       | Oil pot F (0.7L)             | 1                 | ER1BS1855     | X             | ER1BS1855     | X             |                              |
|          | 1855L       | Oil pot F (1L)               | 1                 | ER1CS1855     | X             | ER1CS1855     | X             |                              |

# Top/bottom hook,load chain,chain guide,chain container

ER2-015S/IS/SD,ER2-020S/IS/SD,ER2-020L/IL/LD



# Top/bottom hook,load chain,chain guide,chain container

ER2-015S/IS/SD,ER2-020S/IS/SD,ER2-020L/IL/LD

| Figure # | Part Number | Part Name                           | Quantity per unit | ER2-E          |                |                | Remark                                       |
|----------|-------------|-------------------------------------|-------------------|----------------|----------------|----------------|--|
|          |             |                                     |                   | ER2-015S/IS/SD | ER2-020S/IS/SD | ER2-020L/IL/LD |  |
| 1        | 1001        | Top hook assembly                   | 1                 | ER2ES1001      | ←              | ←              |  |
| 2        | 1002        | Hook latch assembly                 | 1                 | ER2ES1002      | ←              | ←              | For top hook                                 |
| 3        | 004         | Suspender                           | 1                 | T7GB020-9004   | ←              | ←              | For plain trolley, geared trolley connection |
| 4        | 027         | Connection yoke PG                  | 1                 | ER2ES5027      | ←              | ←              | For manual trolley connection                |
| 5        | 032         | Yoke bolt                           | 1                 | ER1ES9032      | ←              | ←              | For connection yoke                          |
| 6        | 033         | Slotted nut                         | 1                 | J1NL001-20160  | ←              | ←              | For connection yoke                          |
| 7        | 034         | Split pin                           | 1                 | J1PW01-040030  | ←              | ←              | For connection yoke                          |
| 8        | 031         | Suspender T                         | 1                 | ER2ES9031      | ←              | ←              | For MR connection                            |
| 9        | 121         | Top pin                             | 2                 | ER2ES9121      | ←              | ←              | For body connection                          |
| 10       | 123         | Plate A                             | 1                 | ER2ES9123      | ←              | ←              | For top pin                                  |
| 11       | 124         | Socket bolt                         | 1                 | J1BG1-0601212  | ←              | ←              | For plate A                                  |
| 12       | 186         | Shaft clip                          | 1                 | ER2ES9186      | ←              | ←              | For top pin                                  |
| 13       | 331         | Chain guide A                       | 1                 | ER2ES9331      | ←              | ←              |  |
| 14       | 332         | Chain guide B                       | 1                 | ER2ES9332      | ←              | ←              |  |
| 15       | 346         | Socket bolt with spring lock washer | 4                 | J1BE1-0803030  | ←              | ←              | For chain guide A                            |
| 16       | 348         | Machine screw with spring washer    | 4                 | J1AP2-6001212  | ←              | ←              | For chain guide B                            |
| 17       | 333         | Guide roller                        | 1                 | ER1DL9333      | ←              | ←              |  |
| 18       | 334         | Roller pin                          | 1                 | ER1DL9334      | ←              | ←              |  |
| 19       | 337         | Limit lever                         | 1                 | ER2ES9337      | ←              | ←              |  |
| 20       | 338         | Limit lever pin                     | 1                 | ER2EL9338      | ER2ES9338      | ER2EL9338      |  |
| 21       | 357         | Limit lever spring                  | 1                 | ER2CS9357      | ←              | ←              |  |
| 22       | 054         | Limiting plate                      | 1                 | X              | ER1ES9054      | ←              | Load side                                    |
| 23       | 051         | Chain spring                        | 1                 | X              | E7SS020S9047   | ER1DL9051      | Load side                                    |
| 24       | 053         | Cushion rubber                      | 1                 | ER1ES9053      | X              | X              | Load side (only for 1.5t)                    |
| 25       | 053         | Cushion rubber                      | 1                 | ER1ES9053      | ←              | ←              | No-load side                                 |
| 26       | 1041        | Stopper assembly                    | 1                 | ER1ES1041      | ←              | ←              |  |
| 27       | 1011        | Bottom hook complete set            | 1                 | ER2EM1011      | ER2ES1011      | ←              |  |
| 28       | 1002        | Hook latch assembly                 | 1                 | ER2EM1002      | ER2ES1002      | ←              | Bottom hook                                  |
| 29       | BKT2-KITPE  | BUCKET KIT PE                       | 1                 | BKT2-KIT-PE    | ←              | ←              |  |
| 30       | 1401        | Chain container P assembly          | 1                 | ER2ES1401      | ←              | ←              | Max. lifting height 4m                       |
| 31       | 1416        | Container spring assembly           | 1                 | ER2ES1416      | ←              | ←              |  |
| 32       | BKT2-KITE1  | BUCKET KIT E1                       | 1                 | BKT2-KIT-E1    | ←              | ←              | For chain container (E1) assembly            |
| 33       | BKT2-KITE2  | BUCKET KIT E2                       | 1                 | BKT2-KIT-E2    | ←              | ←              | For chain container (E2) assembly            |
| 34       | 5403        | Chain container (E1) assembly       | 1                 | ER2ES5403      | ←              | ←              | Max. lifting height 12m                      |
| 35       | 5405        | Chain container (E2) assembly       | 1                 | ER2ES5405      | ←              | ←              | Max. lifting height 18m                      |
| 36       | 417         | Socket bolt                         | 1                 | J1BE1-1010032  | ←              | ←              | Container hanger A side                      |
| 37       | 418         | Lever nut                           | 2                 | C2BA200-9074   | ←              | ←              | Container hangers A and B                    |
| 38       | 419         | Socket bolt                         | 1                 | J1BE1-1007532  | ←              | ←              | Container hanger B side                      |
| 39       | 874         | Load chain                          | 1                 | KBAN102W       | ←              | ←              | Nickel plating specification                 |
| 39       | 1951        | Lubricant tube assembly             | 1                 | ER2CS1951      | ←              | ←              |  |

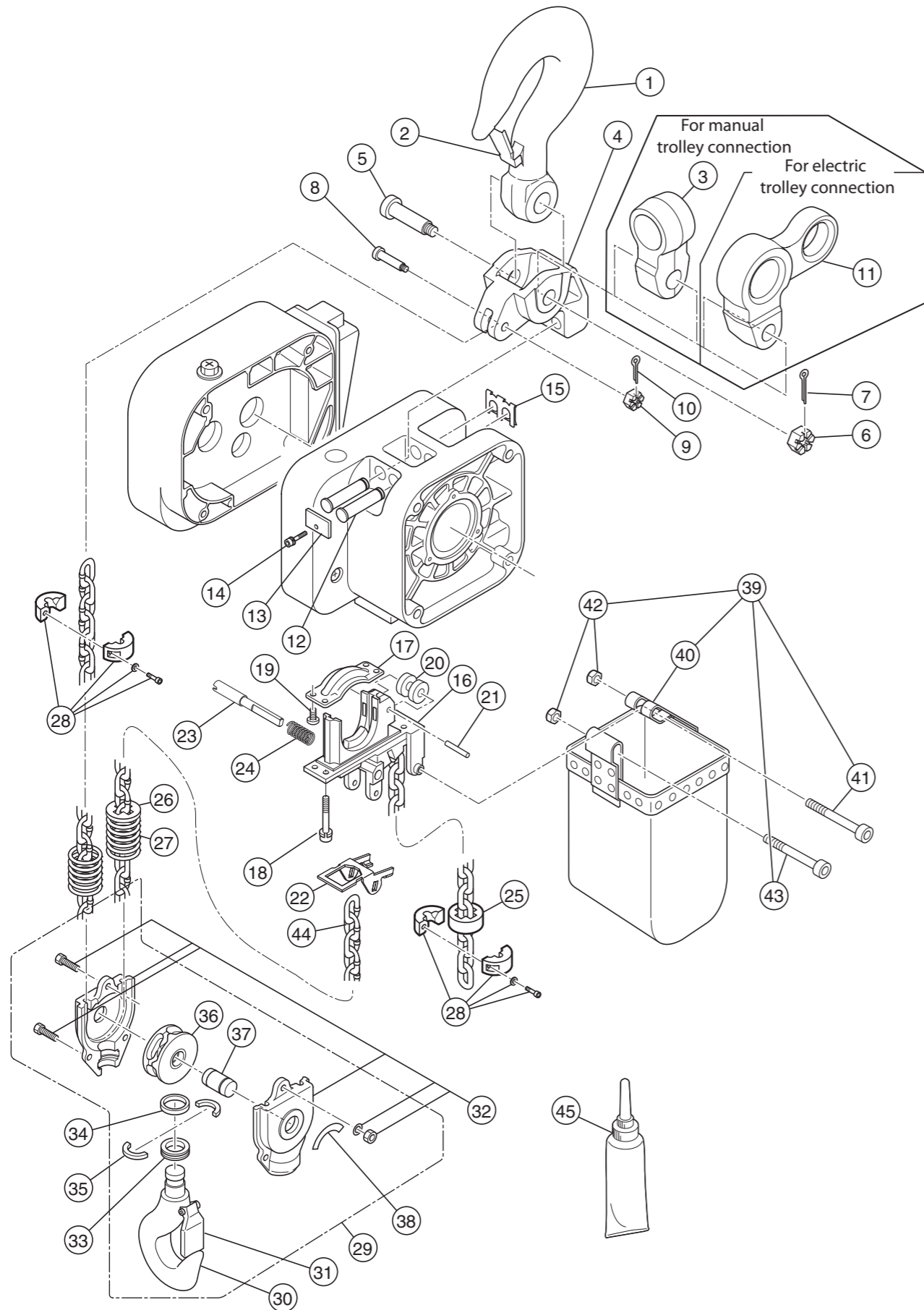
## Load chain

| Body size                     |                      | ER2-E          |                |                |
|-------------------------------|----------------------|----------------|----------------|----------------|
| Type                          |                      | ER2-015S/IS/SD | ER2-020S/IS/SD | ER2-020L/IL/LD |
| Load chain number of falls    |                      | 1              |                |                |
| Load chain wire diameter (mm) |                      | φ10.2          |                |                |
| Wire length allowance (m)     | Lifting height 4m/6m | 0.55           |                | 0.61           |
| Total length (m)              | Lifting height 4m/6m | 4.55/6.55      |                | 4.61/6.61      |



# Top/bottom hook,load chain,chain guide,chain container (Double chain fall)

ER2-030S/IS/SD



# Top/bottom hook,load chain,chain guide,chain container (Double chain fall)

ER2-030S/IS/SD

| Figure # | Part Number | Part Name                           | Quantity per unit | ER2-E          | Remark                        |
|----------|-------------|-------------------------------------|-------------------|----------------|-------------------------------|
|          |             |                                     |                   | ER2-030S/IS/SD |                               |
| 1        | 1001        | Top hook assembly                   | 1                 | ER2ER1001      |                               |
| 2        | 1002        | Hook latch assembly                 | 1                 | ER2ER1002      | For top hook                  |
| 3        | 004         | Suspender                           | 1                 | T7GB030-9004   | For manual trolley connection |
| 4        | 030         | Connection yoke D                   | 1                 | ER2ER9030      |                               |
| 5        | 032         | Yoke bolt                           | 1                 | ER1ES9032      | For connection yoke D         |
| 6        | 033         | Slotted nut                         | 1                 | J1NL001-20160  | For connection yoke D         |
| 7        | 034         | Split pin                           | 1                 | J1PW01-040030  | For connection yoke D         |
| 8        | 035         | Chain pin                           | 1                 | C2BA020-9041   | For load chain terminal       |
| 9        | 036         | Slotted nut                         | 1                 | C2BA020-9049   | For load chain terminal       |
| 10       | 037         | Split pin                           | 1                 | J1PW01-020016  | For load chain terminal       |
| 11       | 031         | Suspender T                         | 1                 | ER2ER9031      | For MR connection             |
| 12       | 121         | Top pin                             | 2                 | ER2ES9121      | For body connection           |
| 13       | 123         | Plate A                             | 1                 | ER2ES9123      | For top pin                   |
| 14       | 124         | Socket bolt                         | 1                 | J1BG1-0601212  | For plate A                   |
| 15       | 186         | Shaft clip                          | 1                 | ER2ES9186      | For top pin                   |
| 16       | 331         | Chain guide A                       | 1                 | ER2ES9331      |                               |
| 17       | 332         | Chain guide B                       | 1                 | ER2ES9332      |                               |
| 18       | 346         | Socket bolt with spring lock washer | 4                 | J1BE1-0803030  | For chain guide A             |
| 19       | 348         | Machine screw with spring washer    | 4                 | J1AP2-6001212  | For chain guide B             |
| 20       | 333         | Guide roller                        | 1                 | ER1DL9333      |                               |
| 21       | 334         | Roller pin                          | 1                 | ER1DL9334      |                               |
| 22       | 337         | Limit lever                         | 1                 | ER2ES9337      |                               |
| 23       | 338         | Limit lever pin                     | 1                 | ER2ES9338      |                               |
| 24       | 357         | Limit lever spring                  | 1                 | ER2CS9357      |                               |
| 25       | 053         | Cushion rubber                      | 1                 | ER1EM9053      | No- load side                 |
| 26       | 054         | Limiting plate                      | 1                 | ER1ES9054      | Load side                     |
| 27       | 051         | Chain spring                        | 2                 | E7SS020S9047   | Load side                     |
| 28       | 1041        | Stopper assembly                    | 2                 | ER1ES1041      |                               |
| 29       | 1011        | Bottom hook complete set            | 1                 | ER2ER1011      |                               |
| 30       | 2011        | Bottom hook assembly                | 1                 | ER2ER2011      |                               |
| 31       | 1002        | Hook latch assembly                 | 1                 | ER2ER1002      | Bottom hook                   |
| 32       | 2015        | Bottom yoke assembly                | 1                 | ER2ER2015      |                               |
| 33       | 012         | Thrust bearing                      | 1                 | J1GS000-51106  |                               |
| 34       | 013         | Thrust collar A                     | 1                 | E2YS030-9026   |                               |
| 35       | 014         | Hook stopper A                      | 2                 | E2YS030-9027   |                               |
| 36       | 6021        | Idle sheave assembly                | 1                 | ER2ER6021      |                               |
| 37       | 6023        | Bottom shaft assembly               | 1                 | ER2ER6023      |                               |
| 38       | 822         | Name plate C                        | 1                 | C3BA030-9805   |                               |
| 39       | BKT2-KITE1  | BUCKET KIT E1                       | 1                 | BKT2-KIT-E1    |                               |
| 40       | 5403        | Chain container (E1) assembly       | 1                 | ER2ES5403      | Max. lifting height 6m        |
| 41       | 417         | Socket bolt                         | 1                 | J1BE1-1010032  | Container hanger A side       |
| 42       | 418         | Lever nut                           | 2                 | C2BA200-9074   | Container hangers A and B     |
| 43       | 419         | Socket bolt                         | 1                 | J1BE1-1007532  | Container hanger B side       |
| 44       | 874         | Load chain                          | 1                 | KBAN102W       | Nickel plating specification  |
| 45       | 1951        | Lubricant tube assembly             | 1                 | ER2CS1951      |                               |

## Load chain

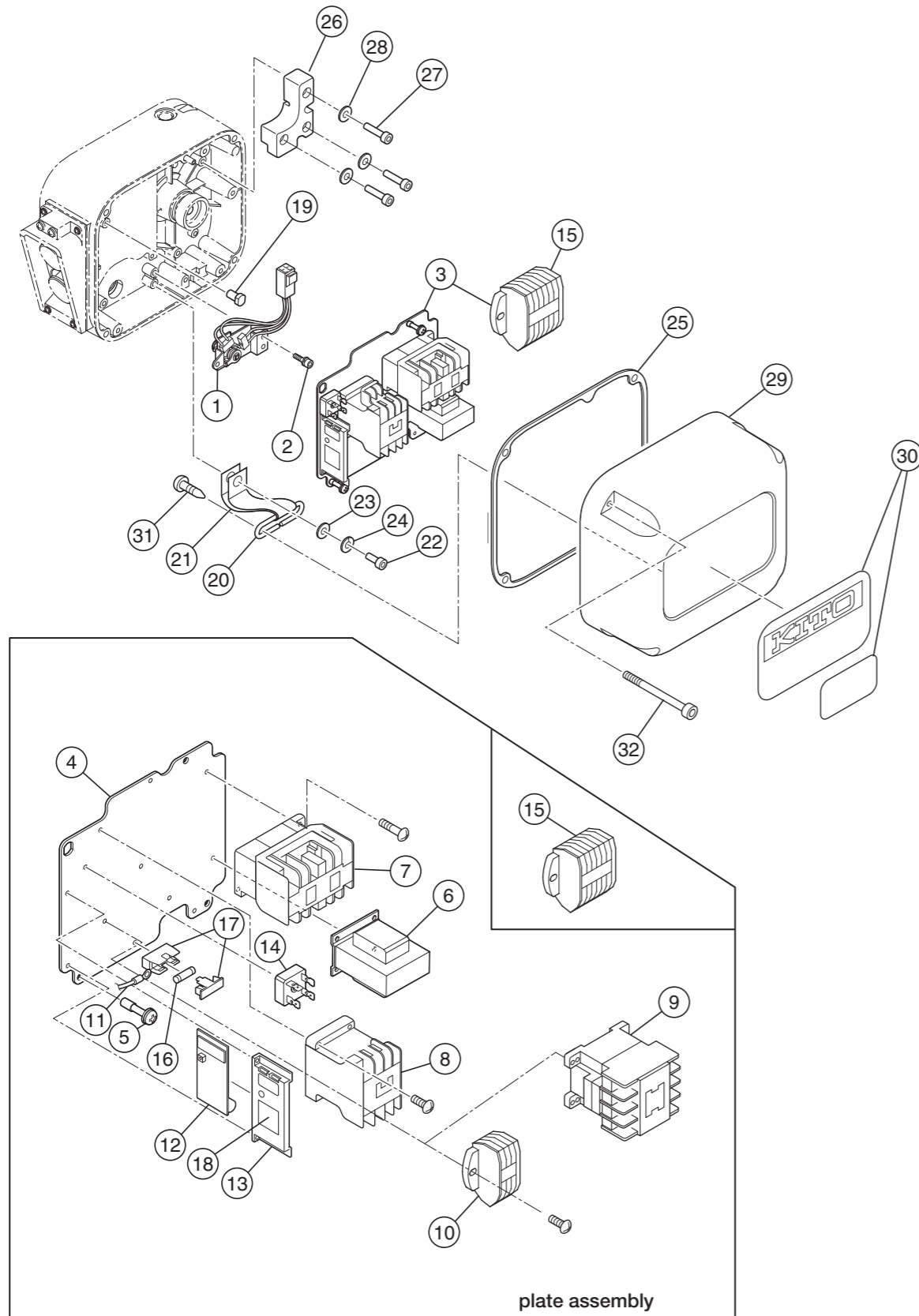
| Body size                     |                      | ER2-E          |
|-------------------------------|----------------------|----------------|
| Type                          |                      | ER2-030S/IS/SD |
| Load chain number of falls    |                      | 2              |
| Load chain wire diameter (mm) |                      | φ10.2          |
| Wire length allowance (m)     | Lifting height 4m/6m | 1.18/1.24      |
| Total length (m)              | Lifting height 4m/6m | 9.18/13.24     |

# Controller cover electric component

Controller cover electric component

ER2-015S/SD,ER2-020S/SD,ER2-020L/LD,ER2-030S/SD

ER2-015S/SD,ER2-020S/SD,ER2-020L/LD,ER2-030S/SD

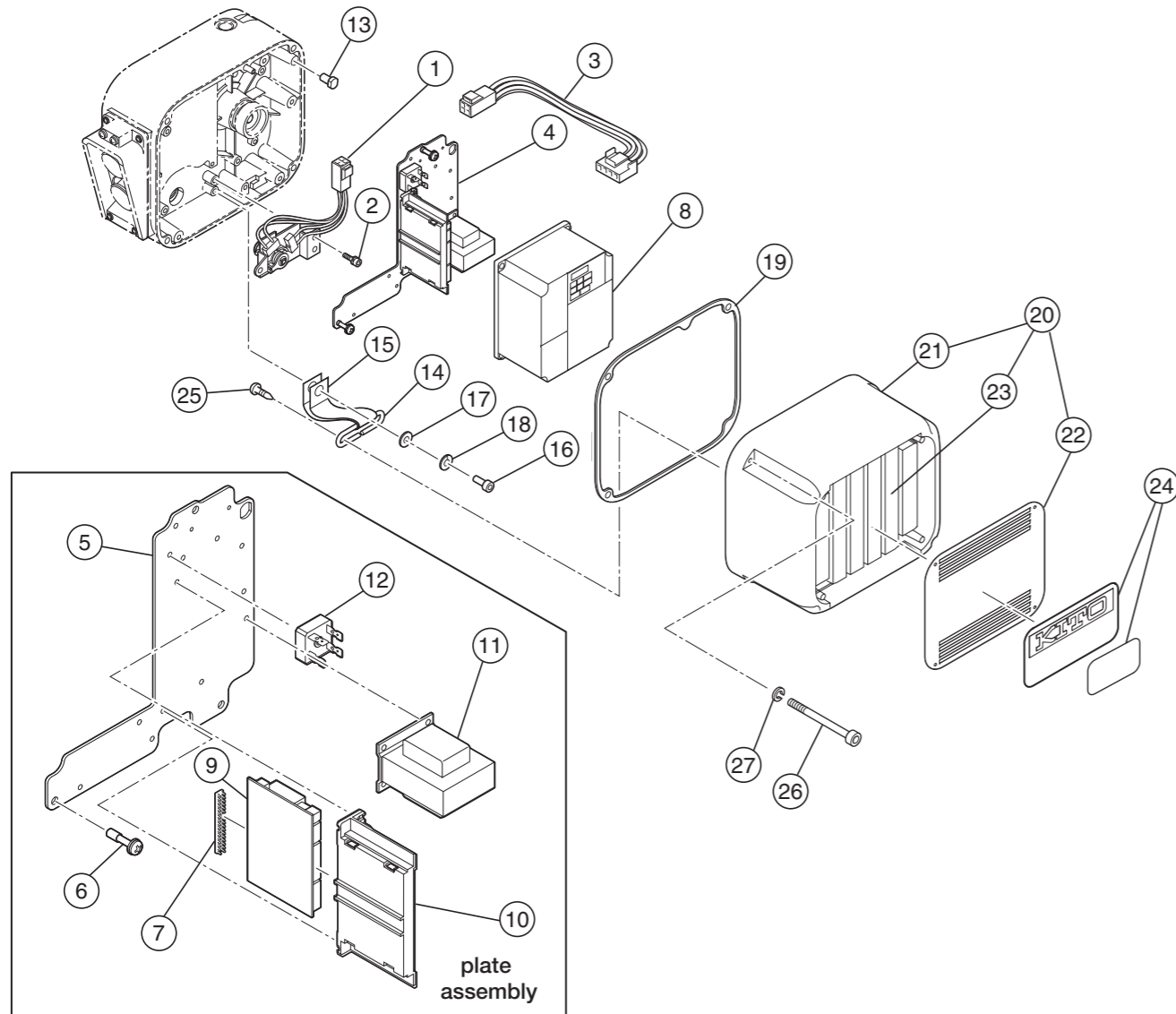


| Figure # | Part Number | Part Name                 | Quantity per unit | ER2-E         |               |              |               | Remark   |
|----------|-------------|---------------------------|-------------------|---------------|---------------|--------------|---------------|--|
|          |             |                           |                   | ER2-015S/SD   | ER2-020S/SD   | ER2-020L/LD  | ER2-030S/SD   |  |
| 1        | 1060        | Limit switch complete set | 1                 | ER2C1060      | ←             | ←            | ←             |  |
| 2        | 124         | Machine screw socket bolt | 3                 | J1BG1-0601212 | ←             | ←            | ←             | For limit switch                                   |
| 3        | 1441        | Plate assembly            | 1                 |               |               |              |               | *  |
| 4        | 441         | Plate                     | 1                 | ER2ES9441     | ←             | ←            | ←             |  |
| 5        | 445         | Plate screw               | 3                 | ER1BS9445     | ←             | ←            | ←             |  |
| 6        | 577         | Transformer               | 1                 |               |               |              |               | *  |
| 7        | 578         | Electromagnetic contactor | 1                 |               |               |              |               | For forward/reverse switching*                     |
| 8        | 580         | Electromagnetic contactor | 1                 | MGC14302C     | ←             | ←            | ←             | For emergency stop, 200V, 400V, 500V Class         |
|          |             |                           |                   | MGC14306C     | ←             | ←            | ←             | For emergency stop, 230/460V Class                 |
| 9        | 579         | Electromagnetic contactor | 1                 | MGC12222B     | ←             | ←            | ←             | For 500V Class dual speed                          |
| 10       | 581         | Terminal plate 3P         | 1                 | ECP1303AB     | ←             | ←            | ←             | For 230/460V                                       |
| 11       | 583         | Lead wire                 | 1                 |               |               |              |               | *  |
| 12       | 582         | CH meter                  | 1                 | ECP91CHAC     | ←             | ←            | ←             |  |
| 13       | 597         | CH meter support          | 1                 | ECP99BKBA     | ←             | ←            | ←             |  |
| 14       | 598         | Rectifier                 | 1                 | ECP93DIAA     | ECP94DIAA     | ECP93DIAA    | ECP94DIAA     |  |
| 15       | 601         | Terminal plate 6P         | 1                 | ECP1306AF     | ←             | ←            | ←             | For 220/440V                                       |
| 16       | 602         | Fuse                      | 1                 |               |               |              |               | *  |
| 17       | 603         | Fuse holder               | 1                 | ECP92FZAA     | ←             | ←            | ←             |  |
| 18       | 838         | Name plate CH             | 1                 | ECP99CHAA     | ←             | ←            | ←             |  |
| 19       | 449         | Fulcrum pin               | 1                 | ER2CS9449     | ←             | ←            | ←             | Plate rotation center pin                          |
| 20       | 456         | Cover suspender           | 1                 | ER2CS9456     | ←             | ←            | ←             |  |
| 21       | 457         | Cover belt                | 1                 | ER2CS9457     | ←             | ←            | ←             |  |
| 22       | 458         | Socket bolt               | 1                 | J1BE1-0601616 | ←             | ←            | ←             | For cover belt (attached to gear case)             |
| 23       | 459         | Plain washer              | 1                 | ER1BS9436     | ←             | ←            | ←             | For cover belt (attached to gear case)             |
| 24       | 460         | Spring lock washer        | 1                 | J1WS011-20060 | ←             | ←            | ←             | For cover belt (attached to gear case)             |
| 25       | 117         | Packing C                 | 1                 | ER2ES9117     | ←             | ←            | ←             | For controller cover                               |
| 26       | 109         | Balancer                  | 1                 | X             | ER2ES9108     | X            | ER2ES9108     |  |
| 27       | 162         | Socket bolt               | 3                 | X             | J1BE1-0802525 | X            | J1BE1-0802525 | For balancer                                       |
| 28       | 163         | Spring lock washer        | 3                 | X             | J1WS011-20080 | X            | J1WS011-20080 | For balancer                                       |
| 29       | 104         | Controller cover          | 1                 | ER2ES9104     | ←             | ←            | ←             |  |
| 30       | 800         | Name plate B              | 1                 | ER2BJC15M9A3  | ER2BJC20S9A3  | ER2BJC20L9A3 | ER2BJC30R9A3  | For single speed                                   |
|          | 801         | Name plate B              | 1                 | ER2BJC20S9A5  | ←             | ←            | ←             | For 500V class dual speed                          |
|          | 802         | Name plate D              | 1                 | ER2BJC15M9A6  | ER2BJC20S9A6  | ←            | ER2BJC30R9A6  |  |
| 31       | 114         | Pan head machine screw    | 2                 | J1AK2-5001212 | ←             | ←            | ←             | For cover suspender (attached to controller cover) |
| 32       | 153         | Machine screw socket bolt | 4                 | J1BG1-0604024 | ←             | ←            | ←             | For controller cover                               |

\* The part codes vary depending on the power supply voltage.

# Controller cover electric component (Inverter dual speed)

ER2-015IS,ER2-020IS,ER2-020IL,ER2-030IS



# Controller cover electric component (Inverter dual speed)

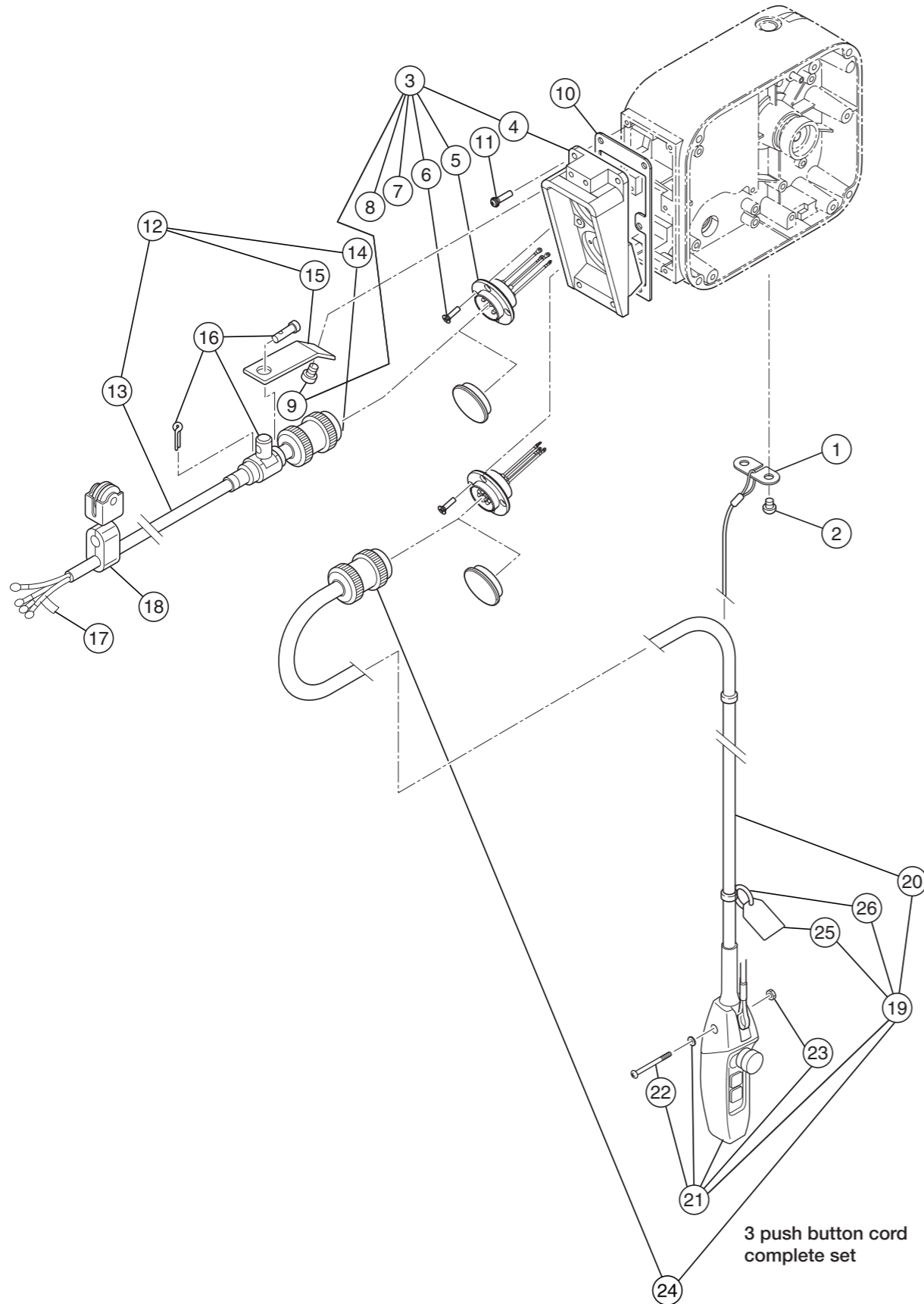
ER2-015IS,ER2-020IS,ER2-020IL,ER2-030IS

| Figure # | Part Number | Part Name                 | Quantity per unit | ER2-E         |              |              |              | Remark   |
|----------|-------------|---------------------------|-------------------|---------------|--------------|--------------|--------------|--|
|          |             |                           |                   | ER2-015IS     | ER2-020IS    | ER2-020IL    | ER2-030IS    |  |
| 1        | 1060        | Limit switch complete set | 1                 | ER2CI1060     | ←            | ←            | ←            |  |
| 2        | 124         | Machine screw socket bolt | 3                 | J1BG1-0601212 | ←            | ←            | ←            | For limit switch                                 |
| 3        | 554         | LS harness                | 1                 | ER2CI9554     | ←            | ←            | ←            |  |
| 4        | 1441        | Plate assembly            | 1                 |               |              |              |              | *  |
| 5        | 441         | Plate                     | 1                 | ER2EI9441     | ←            | ←            | ←            |  |
| 6        | 445         | Plate screw               | 3                 | ER1BS9445     | ←            | ←            | ←            |  |
| 7        | 448         | Bushing                   | 1                 | ECP99JBAC     | ←            | ←            | ←            | For interface board fixing                       |
| 8        | 1571        | Inverter assembly         | 1                 |               |              |              |              | *  |
| 9        | 508         | Interface board           | 1                 |               |              |              |              | *  |
| 10       | 509         | Board support             | 1                 | ECP99BKAA     | ←            | ←            | ←            |  |
| 11       | 577         | Transformer               | 1                 |               |              |              |              | *  |
| 12       | 598         | Rectifier                 | 1                 | ECP93DIAA     | ECP94DIAA    | ECP93DIAA    | ECP94DIAA    |  |
| 13       | 449         | Fulcrum pin               | 1                 | ER2CS9449     | ←            | ←            | ←            | Plate rotation center pin                        |
| 14       | 456         | Cover sponder             | 1                 | ER2CS9456     | ←            | ←            | ←            |  |
| 15       | 457         | Cover belt                | 1                 | ER2CS9457     | ←            | ←            | ←            |  |
| 16       | 458         | Socket bolt               | 1                 | J1BE1-0601616 | ←            | ←            | ←            | For cover belt (attached to gear case)           |
| 17       | 459         | Plain washer              | 1                 | ER1BS9436     | ←            | ←            | ←            | For cover belt (attached to gear case)           |
| 18       | 460         | Spring lock washer        | 1                 | J1WS011-20060 | ←            | ←            | ←            | For cover belt (attached to gear case)           |
| 19       | 117         | Packing C                 | 1                 | ER2ES9117     | ←            | ←            | ←            | For controller cover                             |
| 20       | 2104        | Controller cover assembly | 1                 |               |              |              |              | *  |
| 21       | 104         | Controller cover          | 1                 | ER2EI910      | ←            | ←            | ←            |  |
| 22       | 185         | Resistor cover            | 1                 | ER2EI9185     | ←            | ←            | ←            |  |
| 23       | 5505        | Braking resistor assembly | 1                 |               |              |              |              | *  |
| 24       | 800         | Name plate B              | 1                 | ER2BJC15Y9A3  | ER2BJC20I9A3 | X            | ER2BJC30K9A3 |  |
|          | 801         | Name plate B              | 1                 | X             | X            | ER2BJC20I9A5 | X            |  |
|          | 802         | Name plate D              | 1                 | X             | X            | ER2BJC20S9A6 | X            |  |
| 25       | 114         | Pan head machine screw    | 2                 | J1AK2-5001212 | ←            | ←            | ←            | For cover sponder (attached to controller cover) |
| 26       | 153         | Socket bolt               | 4                 | J1BE1-0604024 | ←            | ←            | ←            | For controller cover                             |
| 27       | 154         | Toothed lock washer       | 4                 | J1WH012-10060 | ←            | ←            | ←            | For controller cover                             |

\* The part codes vary depending on the power supply voltage.

# Power supply cable, push button (Plug connection)

ER2-015S/IS/SD, ER2-020S/IS/SD, ER2-020L/IL/LD, ER2-030S/IS/SD



# Power supply cable, push button (Plug connection)

ER2-015S/IS/SD, ER2-020S/IS/SD, ER2-020L/IL/LD, ER2-030S/IS/SD

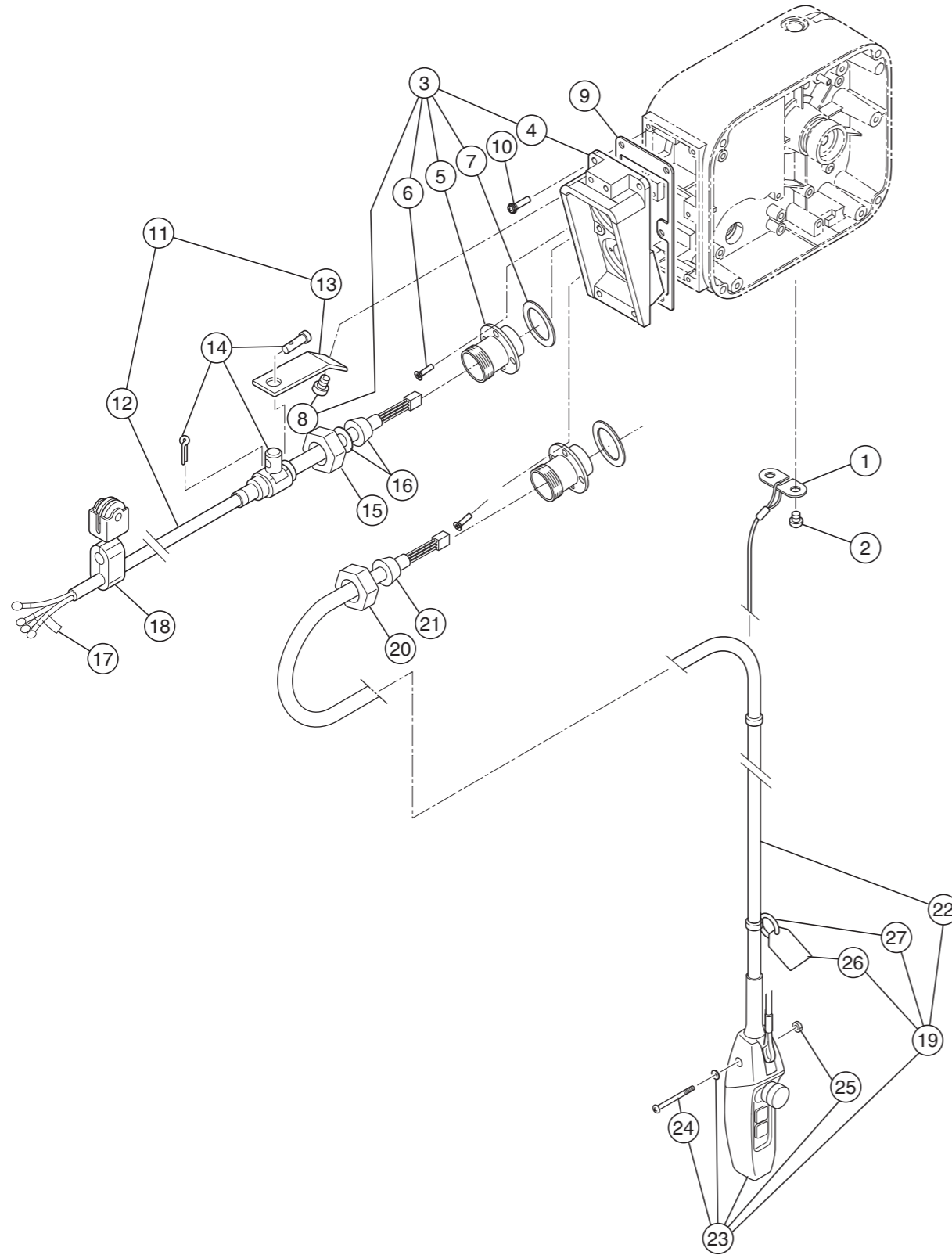
| Figure # | Part Number | Part Name                          | Quantity per unit | ER2-E                        |                |                |                | Remark  |
|----------|-------------|------------------------------------|-------------------|------------------------------|----------------|----------------|----------------|---|
|          |             |                                    |                   | ER2-015S/IS/SD               | ER2-020S/IS/SD | ER2-020L/IL/LD | ER2-030S/IS/SD |   |
| 1        | 535         | Cord support (wire stopper)        | 1                 | ER1BS9534                    | ←              | ←              | ←              |   |
| 2        | 536         | Machine screw with spring washer   | 2                 | J1AP2-5001212                | ←              | ←              | ←              | For cord support L                                  |
| 3        | 1511        | Socket frame complete set          | 1                 |                              |                |                |                | *   |
| 4        | 511         | Socket frame                       | 1                 | ER2CS9511                    | ←              | ←              | ←              |   |
| 5        | 1523        | Socket 4P assembly                 | 1                 |                              |                |                |                | *   |
| 6        | 537         | Tapping flat head machine screw    | 8                 | E6SE003S9551                 | ←              | ←              | ←              | For socket 4P, 8P                                   |
| 7        | 538         | Socket cover                       | 2                 | E0YS005-9973                 | ←              | ←              | ←              | For socket 4P, 8P; Attached upon assembly packaging |
| 8        | 1564        | Socket 8P assembly                 | 1                 |                              |                |                |                | *   |
| 9        | 546         | Machine screw with spring washer   | 2                 | J1AP2-6001616                | ←              | ←              | ←              | For cable arm                                       |
| 10       | 512         | Socket frame packing               | 1                 | ER2CS9512                    | ←              | ←              | ←              | For socket frame                                    |
| 11       | 516         | Machine screw with spring washer   | 6                 | J1AP2-5002020                | ←              | ←              | ←              | For socket frame                                    |
| 12       | 1521        | Power supply cable 4C assembly     | 1                 | ZBZA12CJ1000                 | ZBZA12AJ1000   | ZBZA12CJ1000   | ZBZA12AJ1000   |   |
| 13       | 521         | Power supply cable 4C              | 1                 |                              |                |                |                |   |
| 14       | 522         | Plug 4P                            | 1                 | ECP2304AD                    | ECP2304AE      | ECP2304AD      | ECP2304AE      |   |
| 15       | 541         | Cable support arm                  | 1                 | ER1BS9541                    | ←              | ←              | ←              |   |
| 16       | 1542        | Cable support 12 assembly          | 1                 | E7AX003S2822                 | E4YS005-2822   | E7AX003S2822   | E4YS005-2822   |   |
| 17       | 823         | Name plate G                       | 1                 | E6LE010S9806                 | ←              | ←              | ←              |   |
| 18       | 1527        | Cable hanger 14 assembly           | n                 |                              |                |                |                |   |
| 19       | 1557        | 3 push button cord 4C complete set | 1                 | ZB10025W1000<br>ZB20025W1000 | ←              | ←              | ←              | Single speed<br>Dual speed                          |
| 20       | 557         | Push button cord 4C                | 1                 | Z3CR401-0000                 | ←              | ←              | ←              | Single speed  |
|          |             | Push button cord 5C                | 1                 | Z3CR501-0000                 | ←              | ←              | ←              | Dual speed  |
| 21       | 1561        | 3 push button switch assembly      | 1                 | SWDB100AA<br>SWDB200AA       | ←              | ←              | ←              | Single speed<br>Dual speed                          |
| 22       | 626         | Machine screw                      | 1                 | J1AP2-4002608                | ←              | ←              | ←              |   |
| 23       | 627         | Nut                                | 1                 | J1AN004-10040                | ←              | ←              | ←              |   |
| 24       | 566         | Plug 8P                            | 1                 | ECP2108AA<br>ECP2108AB       | ←              | ←              | ←              | Single speed<br>Dual speed                          |
| 25       | 567         | Warning tag PB                     | 1                 | SWD9013AB                    | ←              | ←              | ←              |   |
| 26       | 568         | Tag holder                         | 1                 | E7SE003S9787                 | ←              | ←              | ←              |   |

\* The part codes vary depending on the power supply voltage.



# Power supply cable, push button (Direct connection)

ER2-015S/IS/SD,ER2-020S/IS/SD, ER2-020L/IL/LD,ER2-030S/IS/SD



3 push button cord complete set

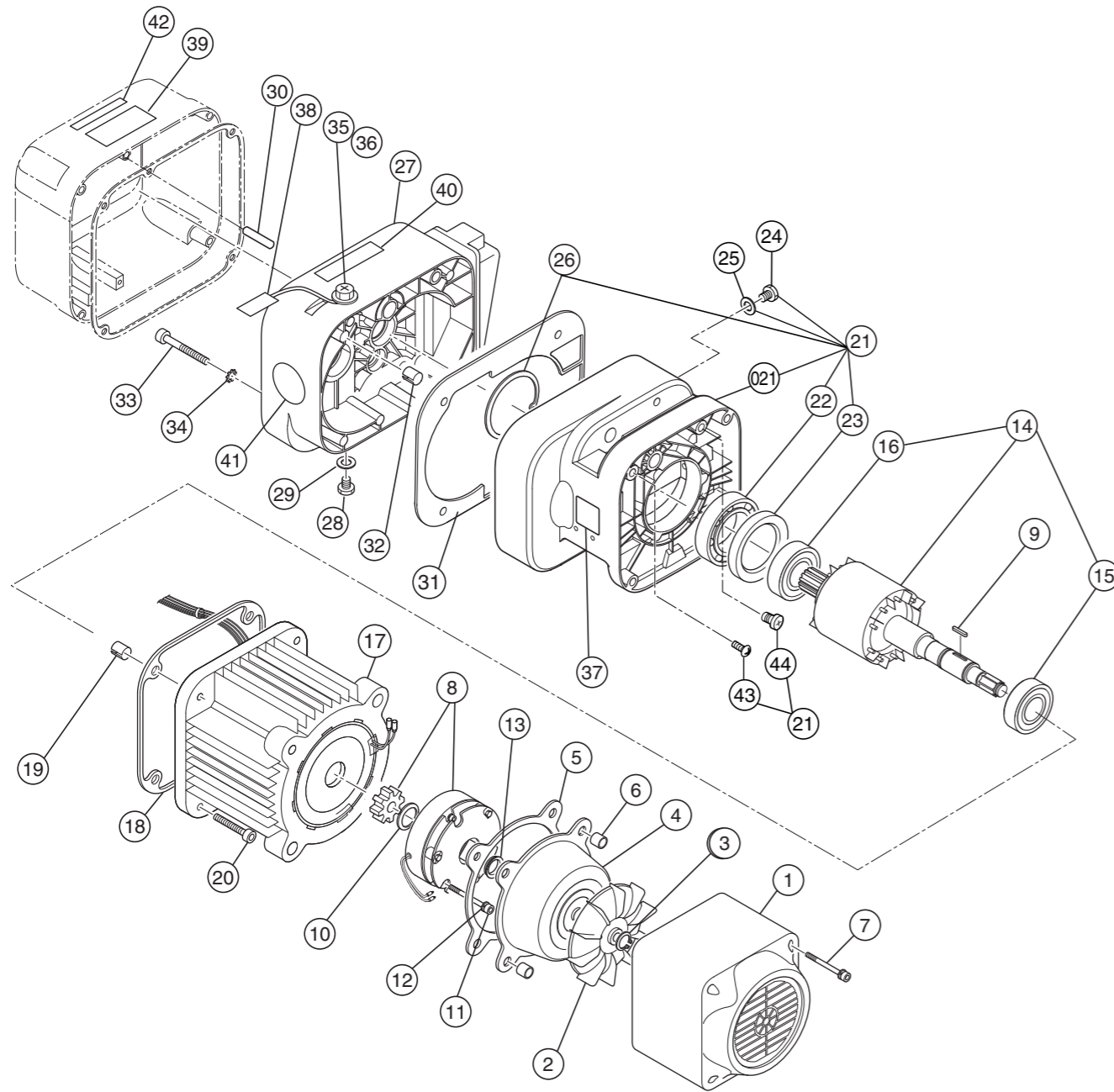
# Power supply cable, push button (Direct connection)

ER2-015S/IS/SD,ER2-020S/IS/SD, ER2-020L/IL/LD,ER2-030S/IS/SD

| Figure # | Part Number | Part Name                          | Quantity per unit | ER2-E                        |                |                |                | Remark                     |
|----------|-------------|------------------------------------|-------------------|------------------------------|----------------|----------------|----------------|----------------------------|
|          |             |                                    |                   | ER2-015S/IS/SD               | ER2-020S/IS/SD | ER2-020L/IL/LD | ER2-030S/IS/SD |                            |
| 1        | 535         | Cord support(wire stopper)         | 1                 | ER1BS9534                    | ←              | ←              | ←              |                            |
| 2        | 536         | Machine screw with spring washer   | 2                 | J1AP2-5001212                | ←              | ←              | ←              | For cord support L         |
| 3        | 2511        | Socket frame complete set          | 1                 | ER2CS2511                    | ←              | ←              | ←              |                            |
| 4        | 511         | Socket frame                       | 1                 | ER2CS9511                    | ←              | ←              | ←              |                            |
| 5        | 575         | Holder C                           | 2                 | ECP5924AL                    | ←              | ←              | ←              |                            |
| 6        | 517         | Tapping flat head machine screw    | 8                 | E6SE003S9551                 | ←              | ←              | ←              | For holder C               |
| 7        | 568         | Holder packing                     | 2                 | ECP5924AM                    | ←              | ←              | ←              | For holder C               |
| 8        | 546         | Machine screw with spring washer   | 2                 | J1AP2-6001616                | ←              | ←              | ←              | For cable support arm      |
| 9        | 512         | Socket frame packing               | 1                 | ER2CS9512                    | ←              | ←              | ←              |                            |
| 10       | 516         | Machine screw with spring washer   | 6                 | J1AP-5002020                 | ←              | ←              | ←              | For socket frame           |
| 11       | 1521        | Power supply cable 4C assembly     | 1                 | ZBZA12CJ1000                 | ZBZA12AJ1000   | ZBZA12CJ1000   | ZBZA12AJ1000   |                            |
| 12       | 521         | Power supply cable 4C              | 1                 |                              |                |                |                |                            |
| 13       | 541         | Cable support arm                  | 1                 | ER1BS9541                    | ←              | ←              | ←              |                            |
| 14       | 1542        | Cable support 12 assembly          | 1                 | E7AX003S2822                 | E4YS005-2822   | E7AX003S2822   | E4YS005-2822   |                            |
| 15       | 569         | Holder A                           | 1                 | ECP5924AA                    | ←              | ←              | ←              |                            |
| 16       | 574         | Cable packing                      | 1                 | ECP6912AA                    | ←              | ←              | ←              |                            |
| 17       | 823         | Name plate G                       | 1                 | E6LE010S9806                 | ←              | ←              | ←              |                            |
| 18       | 1527        | Cable hanger 14 assembly           | n                 |                              |                |                |                |                            |
| 19       | 1557        | 3 push button cord 4C complete set | 1                 | ZBS0025W1000<br>ZBD0025W1000 | ←              | ←              | ←              | Single speed<br>Dual speed |
| 20       | 341         | Holder A                           | 1                 | ECP5924AA                    | ←              | ←              | ←              |                            |
| 21       | 351         | Cable packing                      | 1                 | ECP6912AA                    | ←              | ←              | ←              |                            |
| 22       | 557         | Push button cord 4C                | 1                 | Z3CR401-0000                 | ←              | ←              | ←              | Single speed               |
|          |             | Push button cord 5C                | 1                 | Z3CR501-0000                 | ←              | ←              | ←              | Dual speed                 |
| 23       | 1561        | 3 push button switch assembly      | 1                 | SWDB100AA<br>SWDB200AA       | ←              | ←              | ←              | Single speed<br>Dual speed |
| 24       | 626         | Machine screw                      | 1                 | J1AP2-4002608                | ←              | ←              | ←              |                            |
| 25       | 627         | Nut                                | 1                 | J1AN004-10040                | ←              | ←              | ←              |                            |
| 26       | 567         | Warning tag PB                     | 1                 | SWD9013AB                    |                |                |                |                            |
| 27       | 568         | Tag holder                         | 1                 | E7SE003S9787                 | ←              | ←              | ←              |                            |

# Body,gear case,motor

## ER2-025S/IS/SD,ER2-050S/IS/SD



# Body,gear case,motor

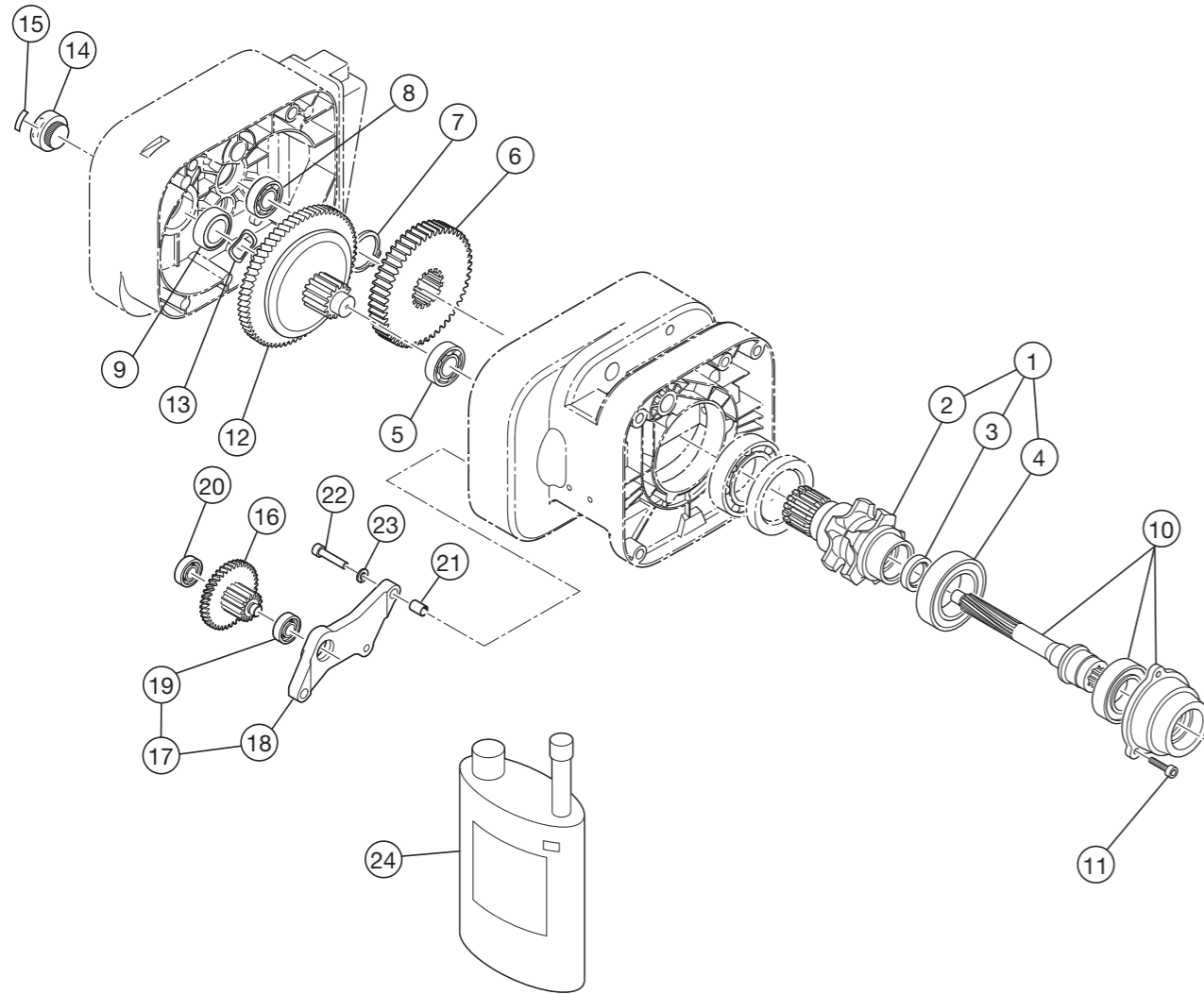
## ER2-025S/IS/SD,ER2-050S/IS/SD

| Figure # | Part Number | Part Name                      | Quantity per unit | ER2-F         |           |             |           | Remark                                      |
|----------|-------------|--------------------------------|-------------------|---------------|-----------|-------------|-----------|---|
|          |             |                                |                   | ER2-025S/IS   | ER2-025SD | ER2-050S/IS | ER2-050SD |   |
| 1        | 107         | Fan cover                      | 1                 | ER2ES9107     | ←         | ←           | ←         |   |
| 2        | 108         | Fan                            | 1                 | ER2ES9108     | ←         | ←           | ←         |   |
| 3        | 323         | Snap ring                      | 1                 | J1SS000-00022 | ←         | ←           | ←         | For fan                                     |
| 4        | 115         | Brake cover                    | 1                 | ER2ES9115     | ←         | ←           | ←         |   |
| 5        | 119         | Packing B                      | 1                 | ER2ES9119     | ←         | ←           | ←         |   |
| 6        | 140         | Set pin S                      | 2                 | E6SE005S9120  | ←         | ←           | ←         | For fan cover, brake cover                  |
| 7        | 160         | Socket bolt                    | 4                 | J1BE1-0604524 | ←         | ←           | ←         | For fan cover, brake cover                  |
| 8        | 1362        | Electromagnetic brake assembly | 1                 |               |           |             |           | With hub spring*                            |
| 9        | 360         | Key B                          | 1                 | ER2ES9360     | ←         | ←           | ←         | For electromagnetic brake                   |
| 10       | 361         | Snap ring                      | 1                 | J1SS000-00030 | ←         | ←           | ←         | For electromagnetic brake                   |
| 11       | 167         | Socket bolt                    | 3                 | J1BE1-0805028 | ←         | ←           | ←         | For electromagnetic brake                   |
| 12       | 168         | Spring lock washer             | 3                 | J1WS011-20100 | ←         | ←           | ←         | For electromagnetic brake                   |
| 13       | 210         | V ring                         | 1                 | ER2ES9210     | ←         | ←           | ←         | Packing between motor shaft and brake cover |
| 14       | 5502        | Motor shaft with rotor         | 1                 | ER2FS5502     | ←         | ←           | ←         |   |
| 15       | 202         | Ball bearing                   | 1                 | J1GR0C0-06007 | ←         | ←           | ←         | For motor frame                             |
| 16       | 208         | Ball bearing                   | 1                 | J1GR0C0-06006 | ←         | ←           | ←         | For bearing holder (for motor shaft)        |
| 17       | 5501        | Motor frame with stator        | 1                 |               |           |             |           | *   |
| 18       | 118         | Packing M                      | 1                 | ER2FS9118     | ←         | ←           | ←         | For motor frame                             |
| 19       | 138         | Set pin S                      | 2                 | ER2ES9138     | ←         | ←           | ←         | For motor frame                             |
| 20       | 155         | Socket bolt                    | 4                 | J1BE1-1204040 | ←         | ←           | ←         | For motor frame                             |
| 21       | 6101        | Body B assembly                | 1                 | ER2FS9101     | ←         | ←           | ←         |   |
| 021      | 101         | Body B                         | 1                 | ER2FS9101     | ←         | ←           | ←         |   |
| 22       | 243         | Ball bearing                   | 1                 | J1GR0A0-06006 | ←         | ←           | ←         | For load sheave (gear case side)            |
| 23       | 244         | Oil seal                       | 1                 | ER2BS9244     | ←         | ←           | ←         | For load sheave (gear case side)            |
| 24       | 133         | Oil plug                       | 1                 | E5FE003S9111  | ←         | ←           | ←         |   |
| 25       | 136         | Plug packing                   | 1                 | E2YS005-9109  | ←         | ←           | ←         | For oil plug                                |
| 26       | 207         | Snap ring                      | 1                 | J1SR000-00080 | ←         | ←           | ←         |   |
| 43       | 6128        | Top pin plug assembly          | 1                 | ER2FS6128     | ←         | ←           | ←         |   |
| 44       | 6131        | Fixing shaft plug assembly     | 1                 | ER2FS6131     | ←         | ←           | ←         |   |
| 27       | 6103        | Gear case assembly             | 1                 | ER2FS6103     | ←         | ←           | ←         |   |
| 28       | 133         | Oil plug                       | 1                 | E5FE003S9111  | ←         | ←           | ←         | For gear case                               |
| 29       | 136         | Plug packing                   | 1                 | E2YS005-9109  | ←         | ←           | ←         | For oil plug                                |
| 30       | 139         | Spring pin                     | 1                 | J1PS11-060025 | ←         | ←           | ←         |   |
| 31       | 116         | Packing G                      | 1                 | ER2FS9116     | ←         | ←           | ←         | For gear case                               |
| 32       | 137         | Set pin S                      | 2                 | E6SE010S9120  | ←         | ←           | ←         | For gear case                               |
| 33       | 151         | Socket bolt                    | 5                 | J1BE1-0809028 | ←         | ←           | ←         | For gear case                               |
| 34       | 152         | Toothed lock washer            | 5                 | J1WH012-10080 | ←         | ←           | ←         | For gear case                               |
| 35       | 135         | Oil plug B                     | 1                 | ER1BS9135     | ←         | ←           | ←         | For gear case F                             |
| 36       | 173         | Eyebolt packing                | 1                 | E2YS005-9116  | ←         | ←           | ←         | For oil plug B                              |
| 37       | 960         | Name plate load side           | 1                 | ER1BS9960     | ←         | ←           | ←         | Load side                                   |
| 38       | 953         | Oil Full tag                   | 1                 | ER1BS9953     | ←         | ←           | ←         |   |
| 39       | 935         | Warning sticker E              | 1                 | ER2CS9936     | ←         | ←           | ←         |   |
| 40       | 810         | Name plate OF                  | 1                 | ER2CS9847     | ←         | ←           | ←         |   |
| 41       | 868         | Name plate AD                  | 1                 | ER1BS9868     | ←         | ←           | ←         | Speed display                               |
| 42       | 820         | Warning sticker HW             | 1                 | ER2CI9806     | X         | ER2CI9806   | X         | For inverter dual speed                     |

\* The part codes vary depending on the power supply voltage.

# Pinion,friction,gear

## ER2-025S/IS/SD,ER2-050S/IS/SD



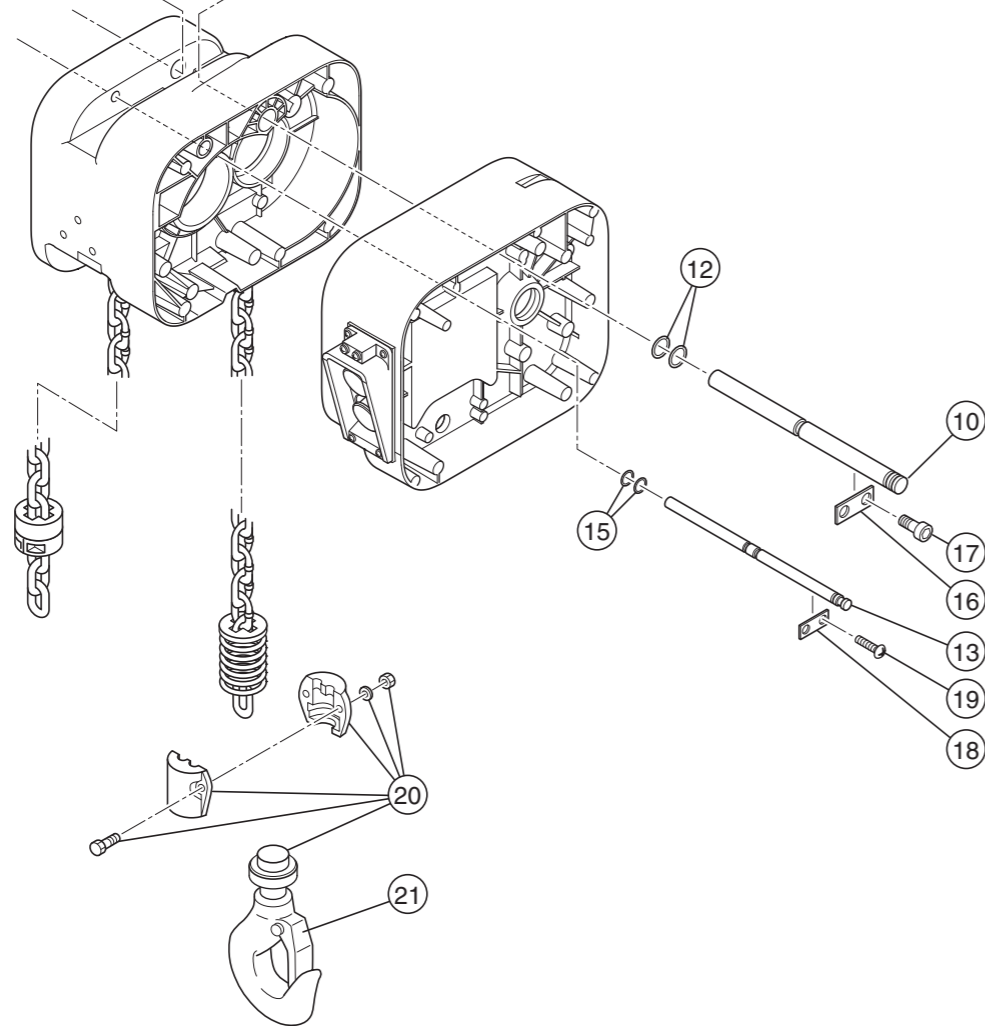
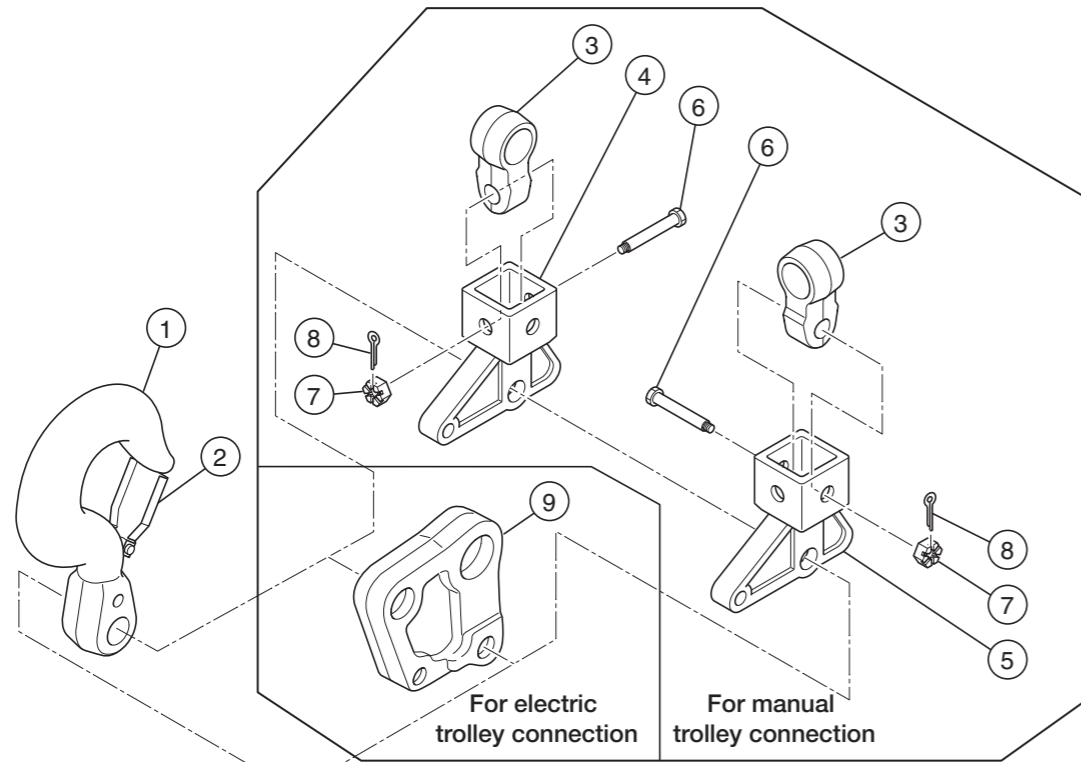
# Pinion,friction,gear

## ER2-025S/IS/SD,ER2-050S/IS/SD

| Figure # | Part Number | Part Name                    | Quantity per unit | ER2-F         |           |             |           | Remark                       |
|----------|-------------|------------------------------|-------------------|---------------|-----------|-------------|-----------|------------------------------|
|          |             |                              |                   | ER2-025S/IS   | ER2-025SD | ER2-050S/IS | ER2-050SD |                              |
| 1        | 6241        | Load sheave assembly         | 1                 | ER2FS6241     | ←         | ←           | ←         |                              |
| 2        | 241         | Load sheave                  | 1                 | ER2FS9241     | ←         | ←           | ←         |                              |
| 3        | 221         | Oil seal                     | 1                 | ER2ES9221     | ←         | ←           | ←         | For pinion                   |
| 4        | 242         | Ball bearing                 | 1                 | J1GR020-06210 | ←         | ←           | ←         | For load sheave (motor side) |
| 5        | 238         | Ball bearing                 | 1                 | J1GR0A0-06405 | ←         | ←           | ←         | For gear #3 (body side)      |
| 6        | 240         | Load gear                    | 1                 | ER2FS9240     | ←         | ←           | ←         |                              |
| 7        | 245         | Snap ring                    | 1                 | J1SS000-00050 | ←         | ←           | ←         | For load gear                |
| 8        | 222         | Ball bearing                 | 1                 | J1GR0A0-06303 | ←         | ←           | ←         | For pinion (gear case side)  |
| 9        | 233         | Oil seal                     | 1                 | ER1DS9233     | ←         | ←           | ←         | For seal collar              |
| 10       | 5220        | Pinion assembly              | 1                 | ER2FS5220     | ←         | ←           | ←         |                              |
| 11       | 164         | Socket bolt                  | 3                 | J1BE1-0601616 | ←         | ←           | ←         | For bearing holder           |
| 12       | 1223        | Friction clutch complete set | 1                 | ER2FS1223     | ER2FB1223 | ER2FR1223   | ER2FT1223 |                              |
| 13       | 234         | Wave washer                  | 1                 | ER2ES9234     | ←         | ←           | ←         |                              |
| 14       | 235         | Nut cover                    | 1                 | ER2ES9235     | ←         | ←           | ←         |                              |
| 15       | 840         | Name plate FP                | 1                 | ER1BS9892     | ←         | ←           | ←         |                              |
| 16       | 5262        | Gear B assembly              | 1                 | ER2FS5262     | ER2FB5262 | ER2FS5262   | ER2FB5262 |                              |
| 17       | 6261        | Gear holder plate assembly   | 1                 | ER2FS6261     | ←         | ←           | ←         |                              |
| 18       | 261         | Gear holder plate            | 1                 | ER2FS9261     | ←         | ←           | ←         |                              |
| 19       | 264         | Ball bearing                 | 1                 | J1GR000-06203 | ←         | ←           | ←         |                              |
| 20       | 266         | Ball bearing                 | 1                 | J1GR0A0-06202 | ←         | ←           | ←         | Gear B (gear case side)      |
| 21       | 270         | Set pin S                    | 2                 | E6SE010S9120  | ←         | ←           | ←         | For gear holder plate        |
| 22       | 271         | Socket bolt                  | 3                 | J1BE1-0803535 | ←         | ←           | ←         | For gear holder plate        |
| 23       | 272         | Spring lock washer           | 3                 | J1WS011-20080 | ←         | ←           | ←         | For gear holder plate        |
| 24       | 1855L       | Oil pot F (1L)               | 2                 | ER1CS1855     | ←         | ←           | ←         |                              |

# Top/bottom hook

## ER2-025S/IS/SD



# Top/bottom hook

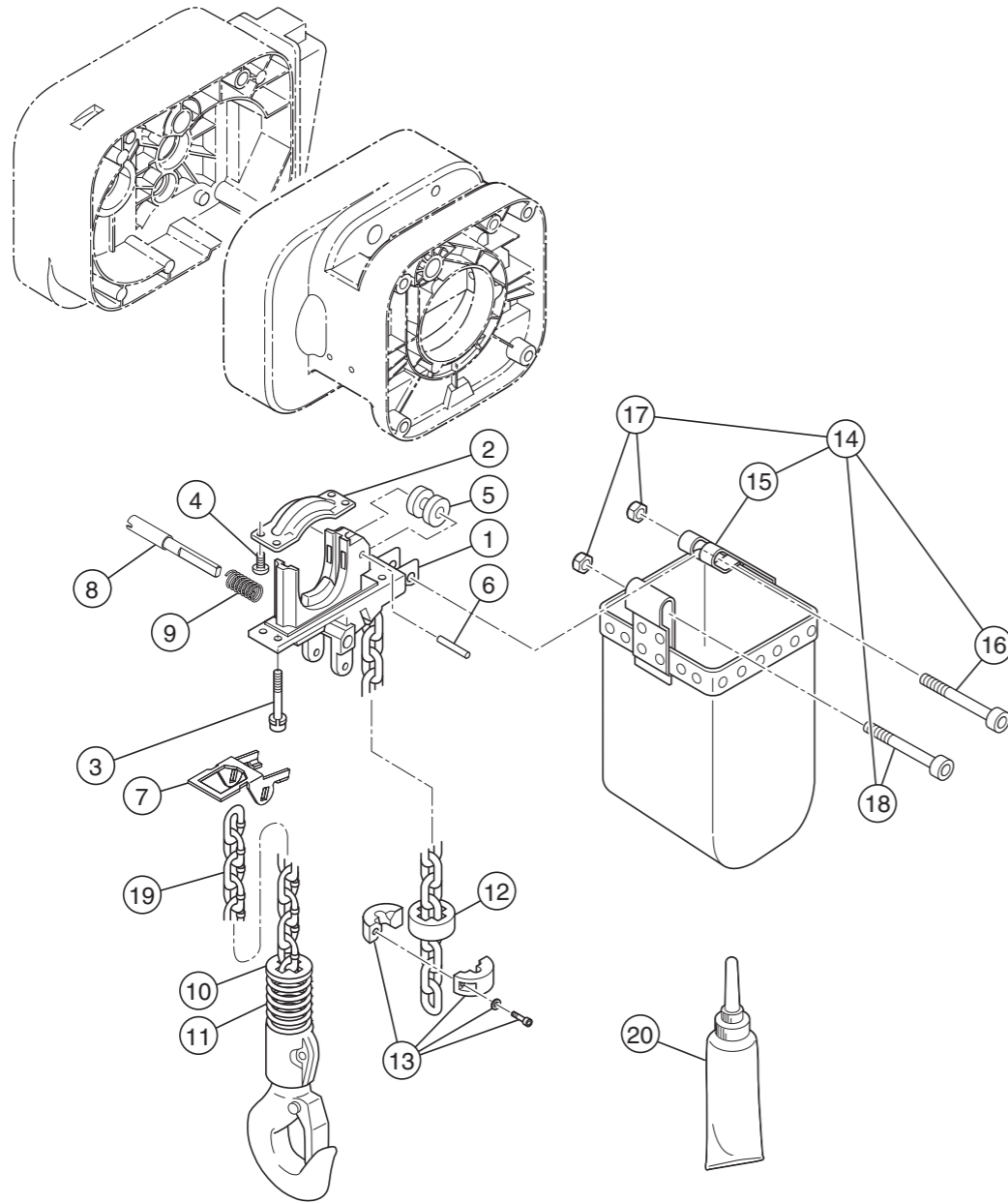
## ER2-025S/IS/SD

| Figure # | Part Number | Part Name                        | Quantity per unit | ER2-F          | Remark  |
|----------|-------------|----------------------------------|-------------------|----------------|---|
|          |             |                                  |                   | ER2-025S/IS/SD |   |
| 1        | 1001        | Top hook complete set            | 1                 | ER2FS1001      |   |
| 2        | 1002        | Hook latch assembly              | 1                 | ER2FS1002      | For top hook                                      |
| 3        | 004         | Suspender                        | 1                 | T7GB030-9004   | For connecting plain trolleys and geared trolleys |
| 4        | 027         | Connection yoke PG               | 1                 | ER2FS5027      | For manual trolley connection                     |
| 5        |             |                                  |                   |                |   |
| 6        | 032         | Yoke bolt                        | 1                 | ER2FS9032      | For connection yoke                               |
| 7        | 033         | Slotted nut                      | 1                 | J1NL001-20160  | For connection yoke                               |
| 8        | 034         | Split pin                        | 1                 | J1PW01-040030  | For connection yoke                               |
| 9        | 031         | Suspender T                      | 1                 | ER2FS9031      |   |
| 10       | 6121        | Top pin assembly                 | 1                 | ER2FS6121      | For body connection                               |
| 12       | 126         | O ring                           | 2                 | J1OP011-00180  |   |
| 13       | 6122        | Fixing shaft assembly            | 1                 | ER2FS6122      |   |
| 15       | 127         | O ring                           | 2                 | J1OP011-00090  |   |
| 16       | 123         | Plate A                          | 1                 | ER1ES9123      | For top pin                                       |
| 17       | 124         | Machine screw socket bolt        | 2                 | J1BG1-0601616  | For plate A (top pin)                             |
| 18       | 125         | Plate A                          | 1                 | ER1BS9123      | For fixing shaft                                  |
| 19       | 143         | Machine screw with spring washer | 2                 | J1AP2-5001212  | For plate A (fixing shaft)                        |
| 20       | 1011        | Bottom hook complete set         | 1                 | ER2FS1011      |   |
| 21       | 1002        | Hook latch assembly              | 1                 | ER2ES1002      | Bottom hook                                       |



# Load chain, chain guide, chain container

## ER2-025S/IS/SD



# Load chain, chain guide, chain container

## ER2-025S/IS/SD

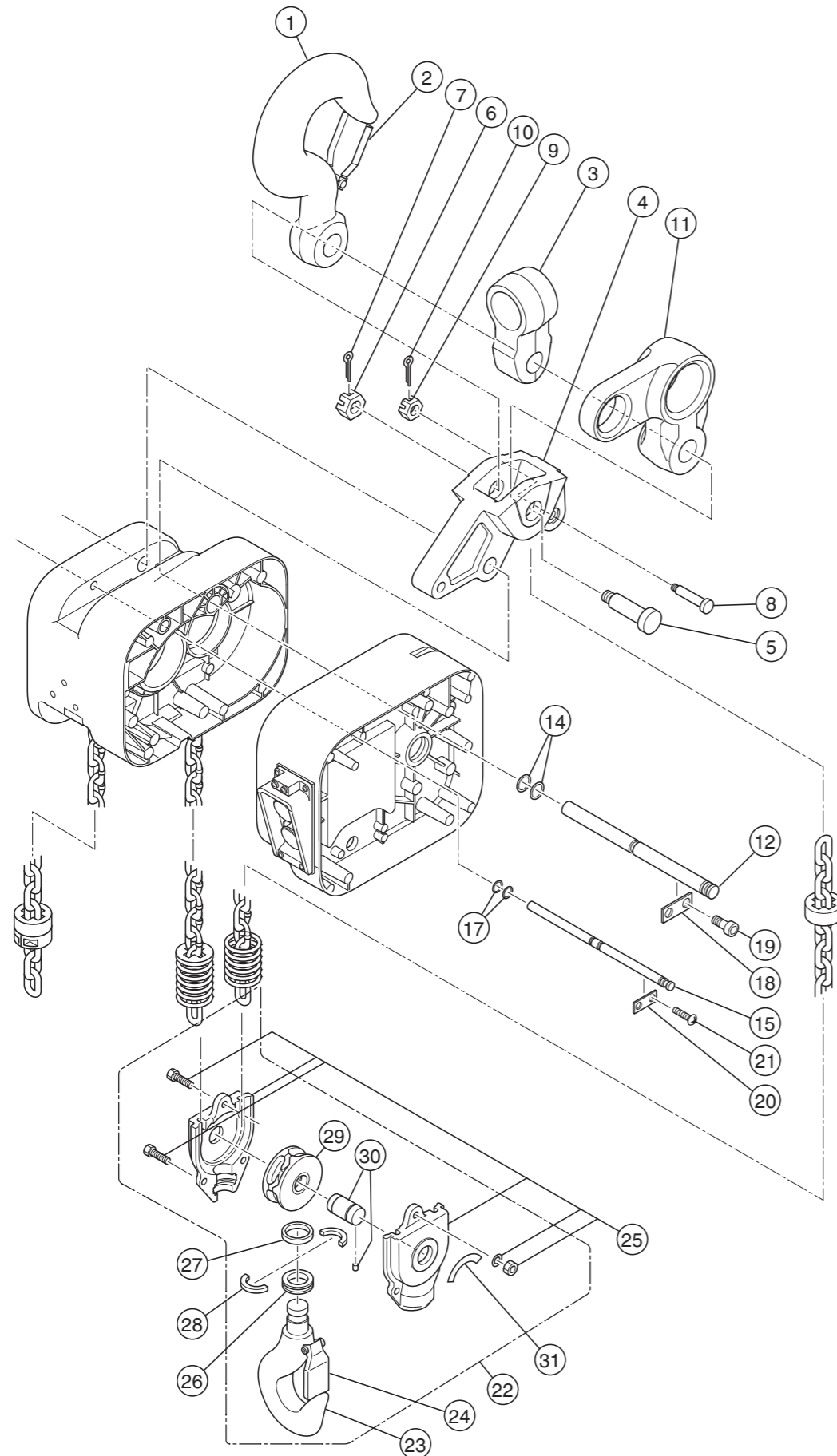
| Figure # | Part Number | Part Name                           | Quantity per unit | ER2-F          | Remark                            |
|----------|-------------|-------------------------------------|-------------------|----------------|-----------------------------------|
|          |             |                                     |                   | ER2-025S/IS/SD |                                   |
| 1        | 331         | Chain guide A                       | 1                 | ER2FS9331      |                                   |
| 2        | 332         | Chain guide B                       | 1                 | ER2FS9332      |                                   |
| 3        | 346         | Socket bolt with spring lock washer | 4                 | J1BE1-0803030  | For chain guide A                 |
| 4        | 348         | Machine screw with spring washer    | 4                 | J1AP2-6001212  | For chain guide B                 |
| 5        | 333         | Guide roller                        | 1                 | ER1EM9333      |                                   |
| 6        | 334         | Roller pin                          | 1                 | ER1DL9334      |                                   |
| 7        | 337         | Limit lever                         | 1                 | ER2FS9337      |                                   |
| 8        | 338         | Limit lever pin                     | 1                 | ER2FS9338      |                                   |
| 9        | 357         | Limit lever spring                  | 1                 | ER2CS9357      |                                   |
| 10       | 054         | Limiting plate                      | 1                 | ER1FH9054      | Load side                         |
| 11       | 051         | Chain spring                        | 1                 | ER1EM9051      | Load side                         |
| 12       | 053         | Cushion rubber                      | 1                 | ER1EM9053      | No-load side                      |
| 13       | 1041        | Stopper assembly                    | 1                 | ER1ES1041      | No-load side                      |
| 14       | BKT2-KITF1  | BUCKET KIT F1                       | 1                 | BKT2-KIT-F1    | For chain container (F1) assembly |
|          | BKT2-KITF2  | BUCKET KIT F2                       | 1                 | BKT2-KIT-F2    | For chain container (F2) assembly |
| 15       | 5404        | Chain container (F1) assembly       | 1                 | ER2FS5404      | Max. lifting height 8m            |
|          | 5405        | Chain container (F2) assembly       | 1                 | ER2FS5405      | Max. lifting height 12m           |
| 16       | 417         | Socket bolt                         | 1                 | J1BE1-1008532  | Container hanger A side           |
| 17       | 418         | Lever nut                           | 2                 | C2BA200-9074   | Container hangers A and B         |
| 18       | 419         | Socket bolt                         | 1                 | J1BE1-1007532  | Container hanger B side           |
| 19       | 874         | Load chain                          | 1                 | KBAN112W       | Nickel plating specification      |
| 20       | 1951        | Lubricant tube assembly             | 1                 | ER2CS1951      |                                   |

### Load chain

| Body size                     |                      | ER2-F          |
|-------------------------------|----------------------|----------------|
| Type                          |                      | ER2-025S/IS/SD |
| Load chain number of falls    |                      | 1              |
| Load chain wire diameter (mm) |                      | φ11.2          |
| Wire length allowance (m)     | Lifting height 4m/6m | 0.62/0.63      |
| Total length (m)              | Lifting height 4m/6m | 4.62/6.63      |

# Top/bottom hook (Double chain fall)

ER2-050S/IS/SD



# Top/bottom hook (Double chain fall)

ER2-050S/IS/SD

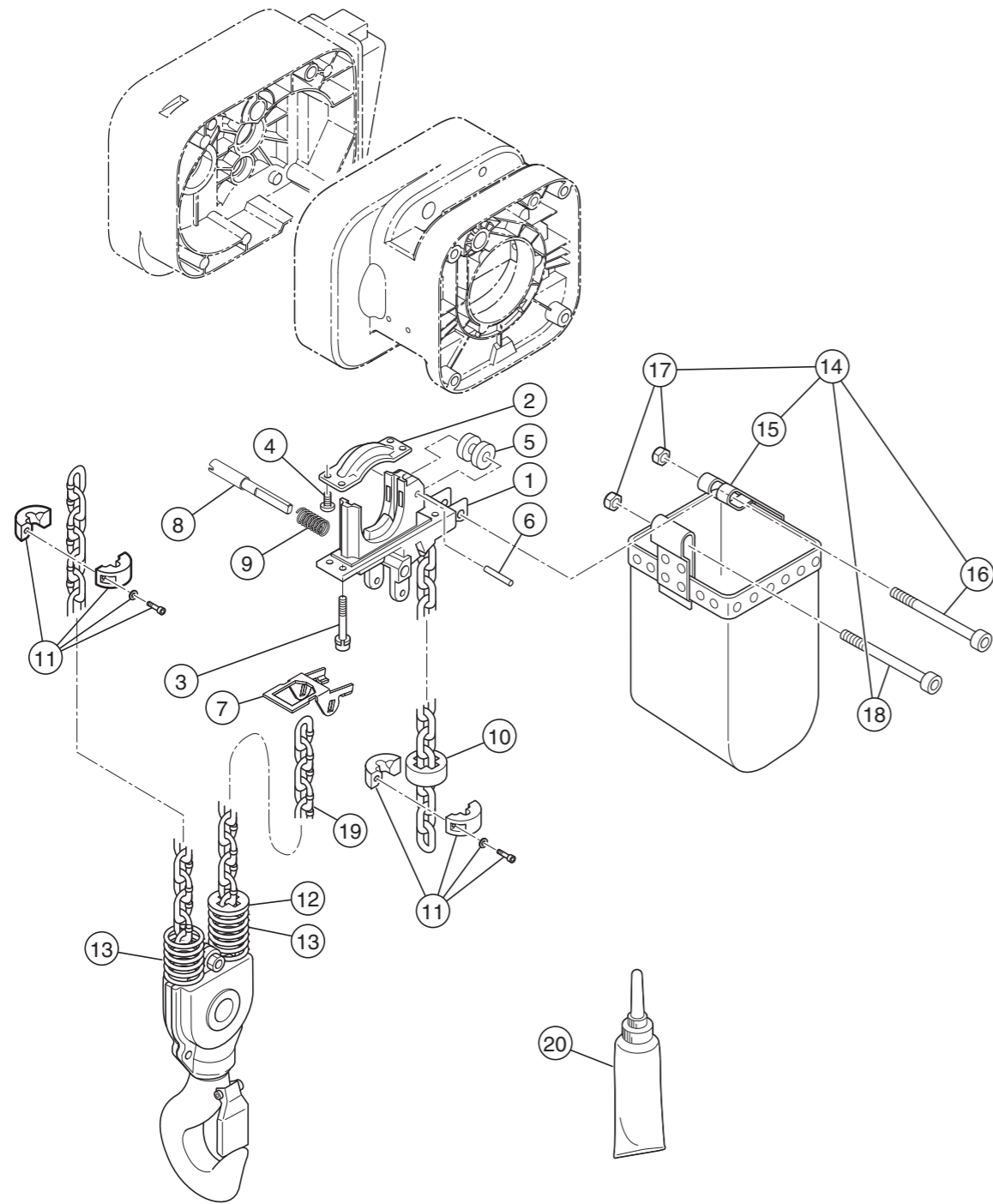
| Figure # | Part Number | Part Name                        | Quantity per unit | ER2-F          | Remark                        |
|----------|-------------|----------------------------------|-------------------|----------------|-------------------------------|
|          |             |                                  |                   | ER2-050S/IS/SD |                               |
| 1        | 2001        | Top hook assembly                | 1                 | ER2FR1001      |                               |
| 2        | 1002        | Hook latch assembly              | 1                 | ER2FR1002      | For top hook                  |
| 3        | 004         | Sponder                          | 1                 | MR1GS-9001     | For manual trolley connection |
| 4        | 030         | Connection yoke D                | 1                 | ER2FR9030      |                               |
| 5        | 032         | Yoke bolt                        | 1                 | E5SE050S9006   | For connection yoke D         |
| 6        | 033         | Slotted nut                      | 1                 | J1NL001-20200  | For connection yoke D         |
| 7        | 034         | Split pin                        | 1                 | J1PW01-040035  | For connection yoke D         |
| 8        | 035         | Chain pin                        | 1                 | C2BA030-9041   | For load chain terminal       |
| 9        | 036         | Slotted nut                      | 1                 | C2BA030-9049   | For load chain terminal       |
| 10       | 037         | Split pin                        | 1                 | J1PW01-030018  | For load chain terminal       |
| 11       | 031         | Sponder T                        | 1                 | ER1FR9031      | For MR connection             |
| 12       | 6121        | Top pin assembly                 | 1                 | ER2FS6121      | For body connection           |
| 14       | 126         | O ring                           | 2                 | J1OP011-00180  |                               |
| 15       | 6122        | Fixing shaft assembly            | 1                 | ER2FS6122      |                               |
| 17       | 127         | O ring                           | 2                 | J1OP011-00090  |                               |
| 18       | 123         | Plate A                          | 1                 | ER1ES9123      | For top pin                   |
| 19       | 124         | Machine screw socket bolt        | 2                 | J1BG1-0601616  | For plate A (top pin)         |
| 20       | 125         | Plate A                          | 1                 | ER1BS9123      | For fixing shaft              |
| 21       | 143         | Machine screw with spring washer | 2                 | J1AP2-5001212  | For plate A (fixing shaft)    |
| 22       | 1011        | Bottom hook complete set         | 1                 | ER2FR1011      |                               |
| 23       | 2011        | Bottom hook assembly             | 1                 | ER2FR2011      |                               |
| 24       | 1002        | Hook latch assembly              | 1                 | ER2FR1002      | For bottom hook               |
| 25       | 2015        | Bottom yoke assembly             | 1                 | ER2FR2015      |                               |
| 26       | 012         | Thrust bearing                   | 1                 | J1GS000-51207  |                               |
| 27       | 013         | Thrust collar A                  | 1                 | E2YS050-9026   |                               |
| 28       | 014         | Hook stopper A                   | 2                 | E2YS050-9027   |                               |
| 29       | 6021        | Idle sheave assembly             | 1                 | ER2FR6021      |                               |
| 30       | 6023        | Bottom shaft assembly            | 1                 | E5SE050S5054   |                               |
| 31       | 822         | Name plate C                     | 1                 | C3BA030-9805   |                               |

# Load chain, chain guide, chain container (Double chain fall)

ER2-050S/IS/SD

# Load chain, chain guide, chain container (Double chain fall)

ER2-050S/IS/SD



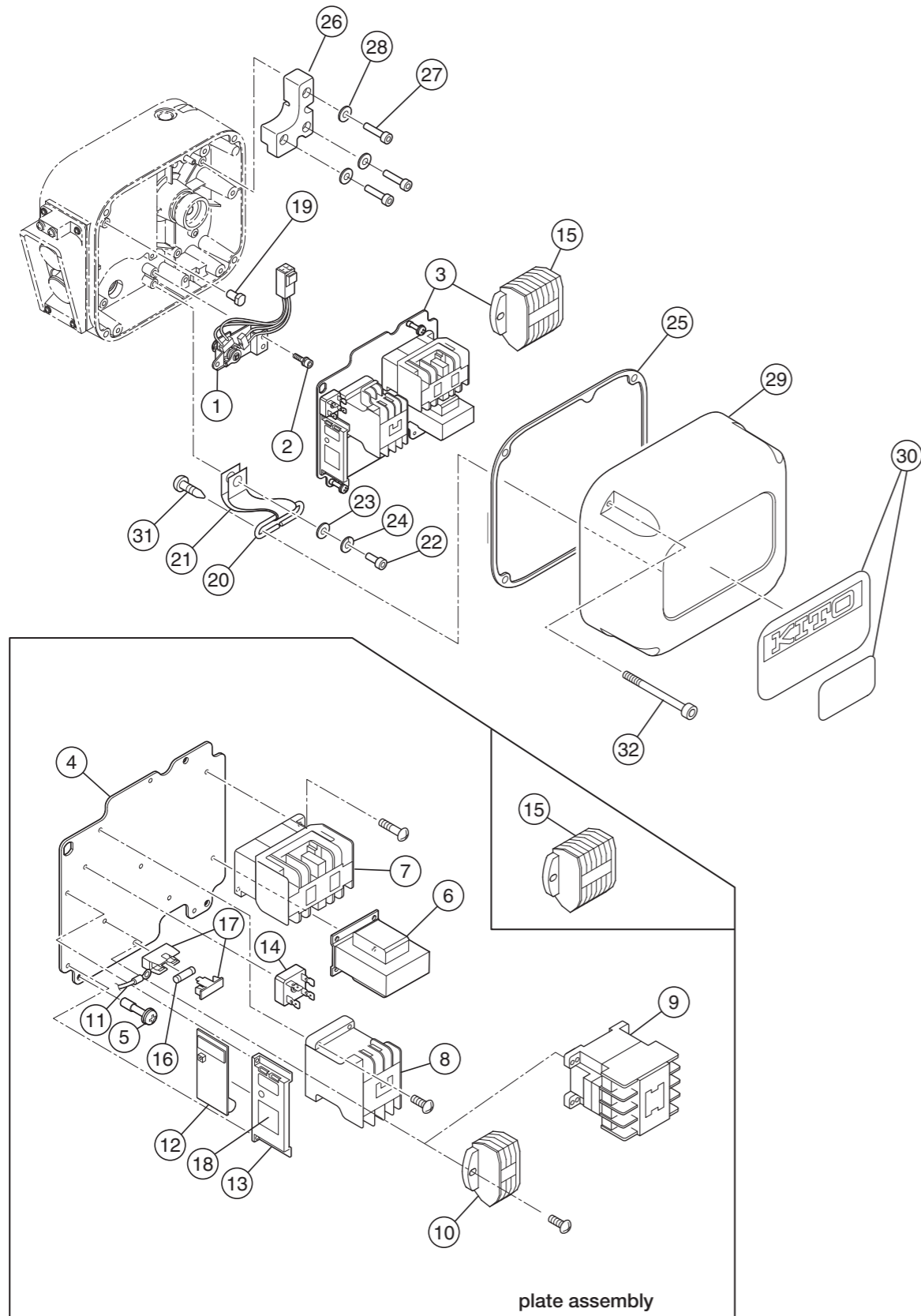
| Figure # | Part Number | Part Name                           | Quantity per unit | ER2-F          |  | Remark                            |
|----------|-------------|-------------------------------------|-------------------|----------------|--|-----------------------------------|
|          |             |                                     |                   | ER2-050S/IS/SD |  |                                   |
| 1        | 331         | Chain guide A                       | 1                 | ER2FS9331      |  |                                   |
| 2        | 332         | Chain guide B                       | 1                 | ER2FS9332      |  |                                   |
| 3        | 346         | Socket bolt with spring lock washer | 4                 | J1BE1-0803030  |  | For chain guide A                 |
| 4        | 348         | Machine screw with spring washer    | 4                 | J1AP2-6001212  |  | For chain guide B                 |
| 5        | 333         | Guide roller                        | 1                 | ER1EM9333      |  |                                   |
| 6        | 334         | Roller pin                          | 1                 | ER1DL9334      |  |                                   |
| 7        | 337         | Limit lever                         | 1                 | ER2FS9337      |  |                                   |
| 8        | 338         | Limit lever pin                     | 1                 | ER2FS9338      |  |                                   |
| 9        | 357         | Limit lever spring                  | 1                 | ER2CS9357      |  |                                   |
| 10       | 053         | Cushion rubber                      | 1                 | ER1EM9053      |  | No-load side                      |
| 11       | 1041        | Stopper assembly                    | 2                 | ER1ES1041      |  |                                   |
| 12       | 054         | Limiting plate                      | 1                 | ER1FH9054      |  | Load side                         |
| 13       | 051         | Chain spring                        | 2                 | ER1EM9051      |  | Load side                         |
| 14       | BKT2-KITF1  | BUCKET KIT F1                       | 1                 | BKT2-KIT-F1    |  | For chain container (F1) assembly |
|          | BKT2-KITF2  | BUCKET KIT F2                       | 1                 | BKT2-KIT-F2    |  | For chain container (F2) assembly |
| 15       | 5404        | Chain container (F1) assembly       | 1                 | ER2FS5404      |  | Max. lifting height 4m            |
|          | 5405        | Chain container (F2) assembly       | 1                 | ER2FS5405      |  | Max. lifting height 6m            |
| 16       | 417         | Socket bolt                         | 1                 | J1BE1-1008532  |  | Container hanger A side           |
| 17       | 418         | Lever nut                           | 2                 | C2BA200-9074   |  | Container hangers A and B         |
| 18       | 419         | Socket bolt                         | 1                 | J1BE1-1007532  |  | Container hanger B side           |
| 19       | 874         | Load chain                          | 1                 | KBAN112W       |  | Nickel plating specification      |
| 20       | 1951        | Lubricant tube assembly             | 1                 | ER2CS1951      |  |                                   |

## Load chain

| Body size                     |                      | ER2-F          |  |
|-------------------------------|----------------------|----------------|--|
| Type                          |                      | ER2-050S/IS/SD |  |
| Load chain number of falls    |                      | 2              |  |
| Load chain wire diameter (mm) |                      | φ11.2          |  |
| Wire length allowance (m)     | Lifting height 4m/6m | 1.33/1.35      |  |
| Total length (m)              | Lifting height 4m/6m | 9.33/13.35     |  |

# Controller cover electric component

ER2-025S/SD,ER2-050S/SD



# Controller cover electric component

ER2-025S/SD,ER2-050S/SD

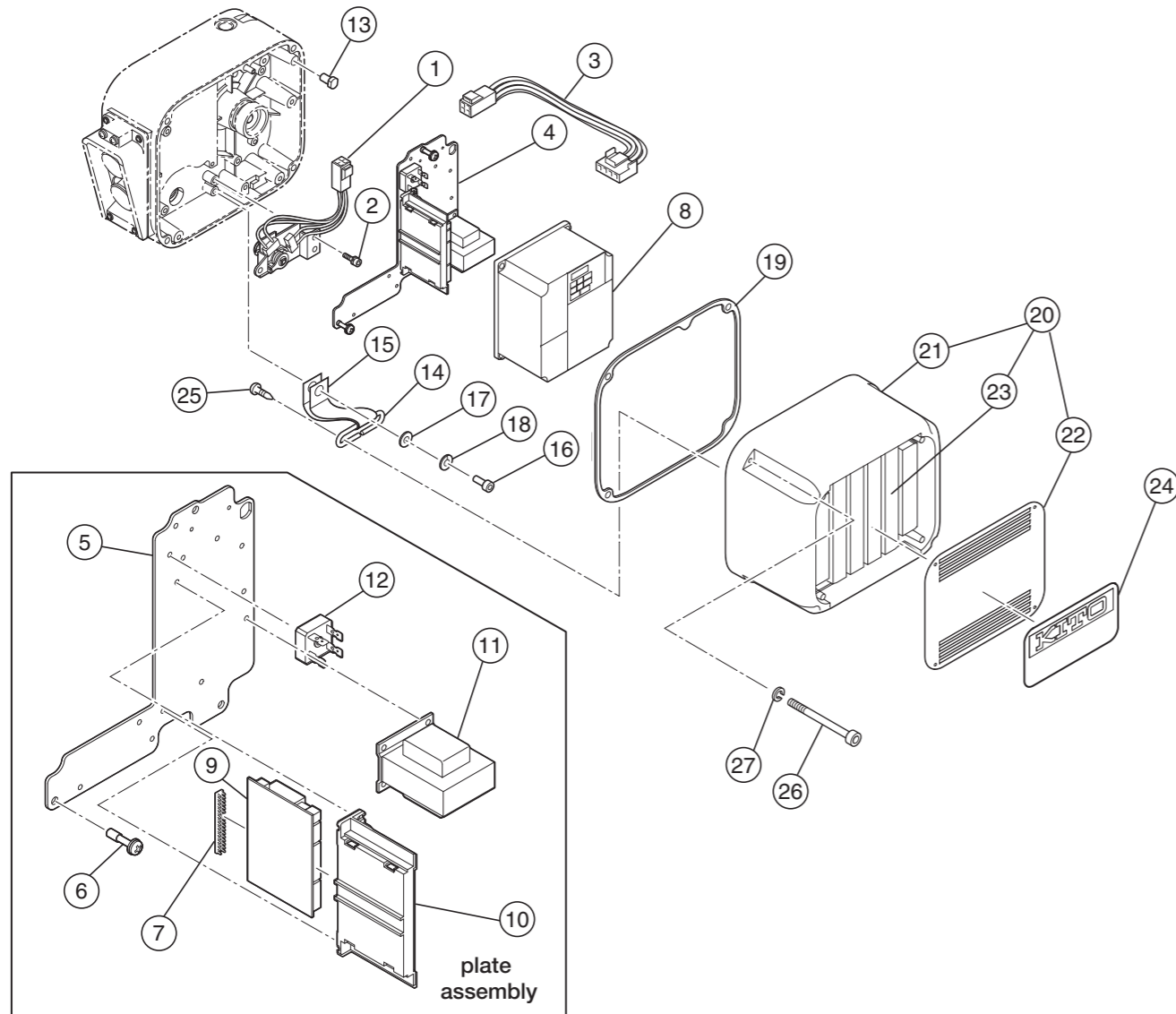
| Figure # | Part Number | Part Name                 | Quantity per unit | ER2-F         |              | Remark   |
|----------|-------------|---------------------------|-------------------|---------------|--------------|--|
|          |             |                           |                   | ER2-025S/SD   | ER2-050S/SD  |  |
| 1        | 1060        | Limit switch complete set | 1                 | ER2CI1060     | ←            |  |
| 2        | 124         | Machine screw socket bolt | 3                 | J1BG1-0601212 | ←            | For limit switch                                   |
| 3        | 1441        | Plate assembly            | 1                 |               |              | *  |
| 4        | 441         | Plate                     | 1                 | ER2ES9441     | ←            |  |
| 5        | 445         | Plate screw               | 3                 | ER1BS9445     | ←            |  |
| 6        | 577         | Transformer               | 1                 |               |              | *  |
| 7        | 578         | Electromagnetic contactor | 1                 |               |              | For forward/reverse switching*                     |
| 8        | 580         | Electromagnetic contactor | 1                 | MGC14302C     | ←            | For emergency stop, 200V, 400V, 500V Class         |
|          |             |                           |                   | MGC14306C     | ←            | For emergency stop, 230/460V Class                 |
| 9        | 579         | Electromagnetic contactor | 1                 | MGC12222B     | ←            | For 500V Class dual speed                          |
| 10       | 581         | Terminal plate 3P         | 1                 | ECP1303AB     | ←            | For 230/460V Class                                 |
| 11       | 583         | Lead wire                 | 1                 |               |              | *  |
| 12       | 582         | CH meter                  | 1                 | ECP91CHAC     | ←            |  |
| 13       | 597         | CH meter support          | 1                 | ECP99BKBA     | ←            |  |
| 14       | 598         | Rectifier                 | 1                 | ECP94DIAA     | ←            |  |
| 15       | 601         | Terminal plate 6P         |                   | ECP1306AF     | ←            | For 230/460V Class                                 |
| 16       | 602         | Fuse                      | 1                 |               |              | *  |
| 17       | 603         | Fuse holder               | 1                 | ECP92FZAA     | ←            |  |
| 18       | 838         | Name plate CH             | 1                 | ECP99CHAA     | ←            |  |
| 19       | 449         | Fulcrum pin               | 1                 | ER2CS9449     | ←            | Plate rotation center pin                          |
| 20       | 456         | Cover suspender           | 1                 | ER2CS9456     | ←            |  |
| 21       | 457         | Cover belt                | 1                 | ER2CS9457     | ←            |  |
| 22       | 458         | Socket bolt               | 1                 | J1BE1-0601616 | ←            | For cover belt (attached to gear case)             |
| 23       | 459         | Plain washer              | 1                 | ER1BS9436     | ←            | For cover belt (attached to gear case)             |
| 24       | 460         | Spring lock washer        | 1                 | J1WS011-10060 | ←            | For cover belt (attached to gear case)             |
| 25       | 117         | Packing C                 | 1                 | ER2FS9117     | ←            | For controller cover                               |
| 26       | 109         | Balancer                  | 1                 | ER2FS9108     | ←            |  |
| 27       | 162         | Socket bolt               | 3                 | J1BE1-0802525 | ←            | For balancer                                       |
| 28       | 162         | Spring lock washer        | 3                 | J1WS011-20080 | ←            | For balancer                                       |
| 29       | 104         | Controller cover          | 1                 | ER2FS9104     | ←            |  |
| 30       | 800         | Name plate B              | 1                 | ER2BJC25S9A3  | ER2BJC50R9A3 | For single speed                                   |
|          | 801         | Name plate B              | 1                 | ER2BJC25S9A5  | ←            | For 500V class dual speed                          |
|          | 802         | Name plate D              | 1                 | ER2BJC25S9A6  | ER2BJC50R9A6 |  |
| 31       | 114         | Pan head machine screw    | 2                 | J1AK2-5001212 | ←            | For cover suspender (attached to controller cover) |
| 32       | 153         | Machine screw socket bolt | 4                 | J1BG1-0604024 | ←            | For controller cover                               |

\* The part codes vary depending on the power supply voltage.



# Controller cover electric component (Inverter dual speed)

ER2-025IS,ER2-050IS



# Controller cover electric component (Inverter dual speed)

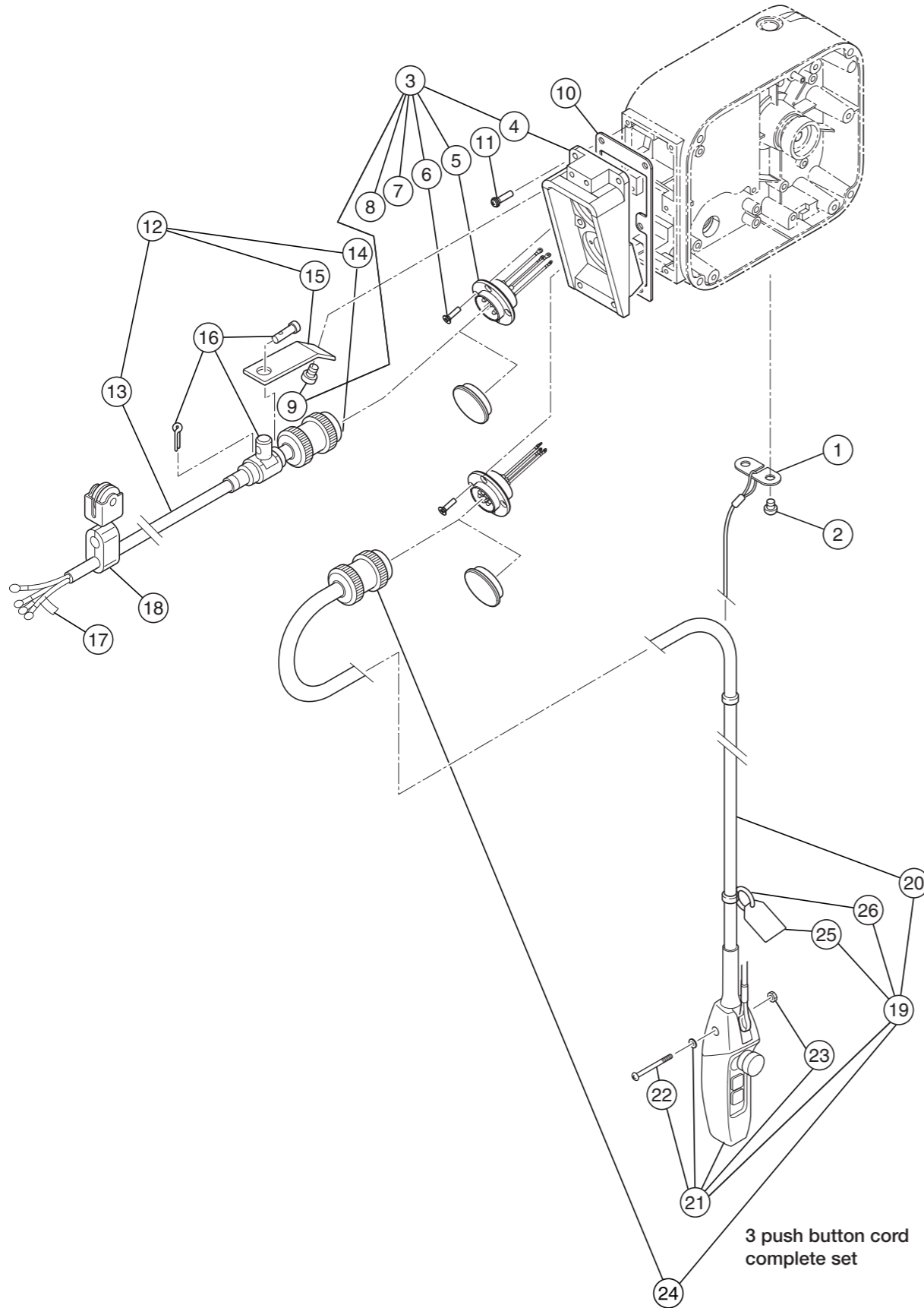
ER2-025IS,ER2-050IS

| Figure # | Part Number | Part Name                 | Quantity per unit | ER2-F         |              | Remark   |
|----------|-------------|---------------------------|-------------------|---------------|--------------|--|
|          |             |                           |                   | ER2-025IS     | ER2-050IS    |  |
| 1        | 1060        | Limit switch complete set | 1                 | ER2CI1060     | ←            |  |
| 2        | 124         | Machine screw socket bolt | 3                 | J1BG1-0601212 | ←            | For limit switch                                 |
| 3        | 554         | LS harness                | 1                 | ER2CI9554     | ←            |  |
| 4        | 1441        | Plate assembly            | 1                 |               |              | *  |
| 5        | 441         | Plate                     | 1                 | ER2EI9441     | ←            |  |
| 6        | 445         | Plate screw               | 3                 | ER1BS9445     | ←            |  |
| 7        | 448         | Bushing                   | 1                 | ECP99JBAC     | ←            | For interface board fixing                       |
| 8        | 1571        | Inverter assembly         | 1                 |               |              | *  |
| 9        | 508         | Interface board           | 1                 |               |              | *  |
| 10       | 509         | Board support             | 1                 | ECP99BKAA     | ←            |  |
| 11       | 577         | Transformer               | 1                 |               |              | *  |
| 12       | 598         | Rectifier                 | 1                 | ECP94DIAA     | ←            |  |
| 13       | 449         | Fulcrum pin               | 1                 | ER2CS9449     | ←            | Plate rotation center pin                        |
| 14       | 456         | Cover sponder             | 1                 | ER2CS9456     | ←            |  |
| 15       | 457         | Cover belt                | 1                 | ER2CS9457     | ←            |  |
| 16       | 458         | Socket bolt               | 1                 | J1BE1-0601616 | ←            | For cover belt (attached to gear case)           |
| 17       | 459         | Plain washer              | 1                 | ER1BS9436     | ←            | For cover belt (attached to gear case)           |
| 18       | 460         | Spring lock washer        | 1                 | J1WS011-10060 | ←            | For cover belt (attached to gear case)           |
| 19       | 117         | Packing C                 | 1                 | ER2FS9117     | ←            | For controller cover                             |
| 20       | 2104        | Controller cover assembly | 1                 |               |              | *  |
| 21       | 104         | Controller cover          | 1                 | ER2FI910      | ←            |  |
| 22       | 185         | Resistor cover            | 1                 | ER2EI9185     | ←            |  |
| 23       | 5505        | Braking resistor assembly | 1                 |               |              | *  |
| 24       | 800         | Name plate B              | 1                 | ER2BJC2519A3  | ER2BJC50K9A3 |  |
| 25       | 114         | Pan head machine screw    | 2                 | J1AK2-5001212 | ←            | For cover sponder (attached to controller cover) |
| 26       | 153         | Socket bolt               | 4                 | J1BE1-0604024 | ←            | For controller cover                             |
| 27       | 154         | Toothed lock washer       | 4                 | J1WH012-10060 | ←            | For controller cover                             |

\* The part codes vary depending on the power supply voltage.

# Power supply cable, push button (Plug connection)

ER2-025S/IS/SD,ER2-050S/IS/SD



# Power supply cable, push button (Plug connection)

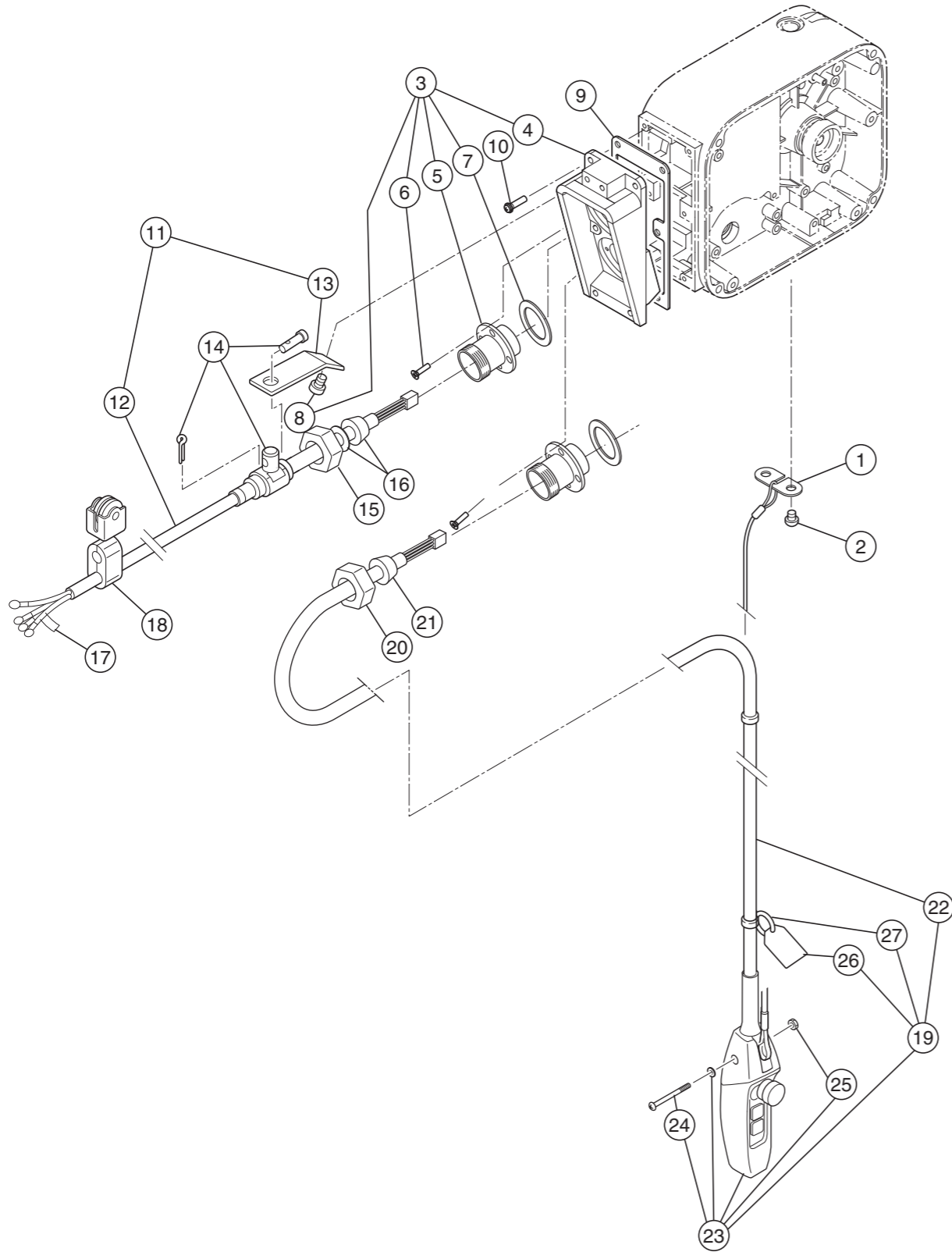
ER2-025S/IS/SD,ER2-050S/IS/SD

| Figure # | Part Number | Part Name                          | Quantity per unit | ER2-F          |                | Remark  |
|----------|-------------|------------------------------------|-------------------|----------------|----------------|---|
|          |             |                                    |                   | ER2-025S/IS/SD | ER2-050S/IS/SD |   |
| 1        | 535         | Cord support (wire stopper)        | 1                 | ER1BS9534      | ←              |   |
| 2        | 536         | Machine screw with spring washer   | 2                 | J1AP2-5001212  | ←              | For cord support L                                  |
| 3        | 1511        | Socket frame complete set          | 1                 |                |                | *   |
| 4        | 511         | Socket frame                       | 1                 | ER2CS9511      | ←              |   |
| 5        | 1523        | Socket 4P assembly                 | 1                 |                |                | *   |
| 6        | 537         | Tapping flat head machine screw    | 8                 | E6SE003S9551   | ←              | For socket 4P, 8P                                   |
| 7        | 538         | Socket cover                       | 2                 | E0YS005-9973   | ←              | For socket 4P, 8P; Attached upon assembly packaging |
| 8        | 1564        | Socket 8P assembly                 | 1                 |                |                | *   |
| 9        | 546         | Machine screw with spring washer   | 2                 | J1AP2-6001616  | ←              | For cable arm                                       |
| 10       | 512         | Socket frame packing               | 1                 | ER2CS9512      | ←              | For socket frame                                    |
| 11       | 516         | Machine screw with spring washer   | 6                 | J1AP2-5002020  | ←              | For socket frame                                    |
| 12       | 1521        | Power supply cable 4C assembly     | 1                 | ZBZA12AJ1000   | ←              | Standard length 5m                                  |
| 13       | 521         | Power supply cable 4C              | 1                 |                |                | 2 mm <sup>2</sup>                                   |
| 14       | 522         | Plug 4P                            | 1                 | ECP2304AE      | ←              |   |
| 15       | 541         | Cable support arm                  | 1                 | ER1BS9541      | ←              |   |
| 16       | 1542        | Cable support 14 assembly          | n                 | E4YS005-2822   | ←              |   |
| 17       | 823         | Name plate G                       | 1                 | E6LE010S9806   | ←              |   |
| 18       | 1527        | Cable hanger 14 assembly           | n                 |                |                |   |
| 19       | 1557        | 3 push button cord 4C complete set | 1                 | ZB10025W1000   | ←              | Single speed  |
|          |             |                                    |                   | ZB20025W1000   | ←              | Dual speed  |
| 20       | 557         | Push button cord 4C                | 1                 | Z3CR401-0000   | ←              | Single speed  |
|          |             | Push button cord 5C                |                   | Z3CR501-0000   | ←              | Dual speed  |
| 21       | 1561        | 3 push button switch assembly      | 1                 | SWDB100AA      | ←              | Single speed  |
|          |             |                                    |                   | SWDB200AA      | ←              | Dual speed  |
| 22       | 626         | Machine screw                      | 1                 | J1AP2-4002608  | ←              |   |
| 23       | 627         | Nut                                | 1                 | J1AN004-10040  | ←              |   |
| 24       | 566         | Plug 8P                            | 1                 | ECP2108AA      | ←              | Single speed  |
|          |             |                                    |                   | ECP2108AB      | ←              | Dual speed  |
| 25       | 567         | Warning tag PB                     | 1                 | SWD9013AB      | ←              |   |
| 26       | 568         | Tag holder                         | 1                 | E7SE003S9787   | ←              |   |

\* The part codes vary depending on the power supply voltage.

# Power supply cable, push button (Direct connection)

ER2-025S/IS/SD,ER2-050S/IS/SD



3 push button cord complete set

# Power supply cable, push button (Direct connection)

ER2-025S/IS/SD,ER2-050S/IS/SD

| Figure # | Part Number | Part Name                          | Quantity per unit | ER2-F          |                | Remark                |
|----------|-------------|------------------------------------|-------------------|----------------|----------------|-----------------------|
|          |             |                                    |                   | ER2-025S/IS/SD | ER2-050S/IS/SD |                       |
| 1        | 535         | Cord support(wire stopper)         | 1                 | ER1BS9534      | ←              |                       |
| 2        | 536         | Machine screw with spring washer   | 2                 | J1AP2-5001212  | ←              | For cord support L    |
| 3        | 2511        | Socket frame complete set          | 1                 | ER2CS2511      | ←              |                       |
| 4        | 511         | Socket frame                       | 1                 | ER2CS9511      | ←              |                       |
| 5        | 575         | Holder C                           | 2                 | ECP5924AL      | ←              |                       |
| 6        | 517         | Tapping flat head machine screw    | 8                 | E6SE003S9551   | ←              | For holder C          |
| 7        | 568         | Holder packing                     | 2                 | ECP5924AM      | ←              | For holder C          |
| 8        | 546         | Machine screw with spring washer   | 2                 | J1AP2-6001616  | ←              | For cable support arm |
| 9        | 512         | Socket frame packing               | 1                 | ER2CS9512      | ←              |                       |
| 10       | 516         | Machine screw with spring washer   | 6                 | J1AP-5002020   | ←              | For socket frame      |
| 11       | 1521        | Power supply cable 4C assembly     | 1                 | ZBZA12AJ1000   | ←              |                       |
| 12       | 521         | Power supply cable 4C              | 1                 |                |                |                       |
| 13       | 541         | Cable support arm                  | 1                 | ER1BS9541      | ←              |                       |
| 14       | 1542        | Cable support 12 assembly          | 1                 |                |                |                       |
| 15       | 569         | Holder A                           | 1                 | ECP5924AA      | ←              |                       |
| 16       | 574         | Cable packing                      | 1                 | ECP6912AA      | ←              |                       |
| 17       | 823         | Name plate G                       | 1                 | E6LE010S9806   | ←              |                       |
| 18       | 1527        | Cable hanger 14 assembly           | n                 |                |                |                       |
| 19       | 1557        | 3 push button cord 4C complete set | 1                 | ZB10025W1000   | ←              | Single speed          |
|          |             |                                    |                   | ZB20025W1000   | ←              | Dual speed            |
| 20       | 341         | Holder A                           | 1                 | ECP5924AA      | ←              |                       |
| 21       | 351         | Cable packing                      | 1                 | ECP6912AA      | ←              |                       |
| 22       | 557         | Push button cord 4C                | 1                 | Z3CR401-0000   | ←              | Single speed          |
|          |             | Push button cord 5C                |                   | Z3CR501-0000   | ←              | Dual speed            |
| 23       | 1561        | 3 push button switch assembly      | 1                 | SWDB100AA      | ←              | Single speed          |
|          |             |                                    |                   | SWDB200AA      | ←              | Dual speed            |
| 24       | 626         | Machine screw                      | 1                 | J1AP2-4002608  | ←              |                       |
| 25       | 627         | Nut                                | 1                 | J1AN004-10040  | ←              |                       |
| 26       | 567         | Warning tag PB                     | 1                 | SWD9013AB      | ←              |                       |
| 27       | 568         | Tag holder                         | 1                 | E7SE003S9787   | ←              |                       |

**KITO**

Global Website: [kito.com](http://kito.com)